

FUSION

Versiyon

Wall 85 cm - satin black - 800 m³/h

Koleksiyon

Design

EAN kodu

8034122366241



Fotoğraf tamamen bilgi amaçlıdır
Seçili versiyona ait olmayabilir.

ÖZELLİKLER

Dokunmatik kontrol
Çıkartılabilir ve yıkanabilir
Metal yağ filtresi
Opsiyonel uzaktan kumanda
Aydınlık seviyesi ayarlanabilir
led aydınlatma
Dinamik Led aydınlatma (2700K - 5600K)
Otomatik modlu diyalog sistemi
Carbon.Zeo Microtech filter (optional)

Availability Carbon.Zeo filter
KACL.1039 for hoods produced
from Sept. 2024

OPSİYONEL AKSESUARLAR

105080053

Uzaktan Kumanda

KACL.1039

Carbon.Zeo Microtech filter

KACL.865

Resirkülasyon versiyon (Duvar)
için hava akım taşıyıcısı

KCQAN.00#N

Optional chimney (Black)

TEKNİK ÖZELLİKLER

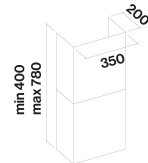
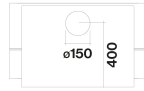
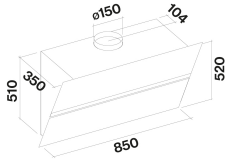
Kurulum tipi
Duvar
Ölçüler
85 cm
Finişler
Boyalı çelik
Siyah cam satin finiş
Motor
800 m³/h
Kontrol tipi
Dokunmatik kontrol
Hız ayarı
3 + boost
Aydınlatma
Strip Led 5,8 W - 2700 K / 5600 K
Minimum uzaklık
Gazlı ocak: 52 cm
Elektrikli ocak: 52 cm

PAKETLEME: AĞIRLIK VE HACİM

Brüt ağırlık
30 kg
Net ağırlık
25 kg
Hacimler
0.27 m³
Paketleme ölçüsü
Uzunluk
950 mm
Yükseklik
440 mm
Derinlik
655 mm

TÜKETİM VE BAĞLANTI ÖZELLİKLERİ

Maksimum tüketim
280 W
Akım
220-240V
Frekans
50-60Hz
ENERJİ SINIFI
A



FUSION

Versiyon

Wall 85 cm - satin black - 800 m3/h

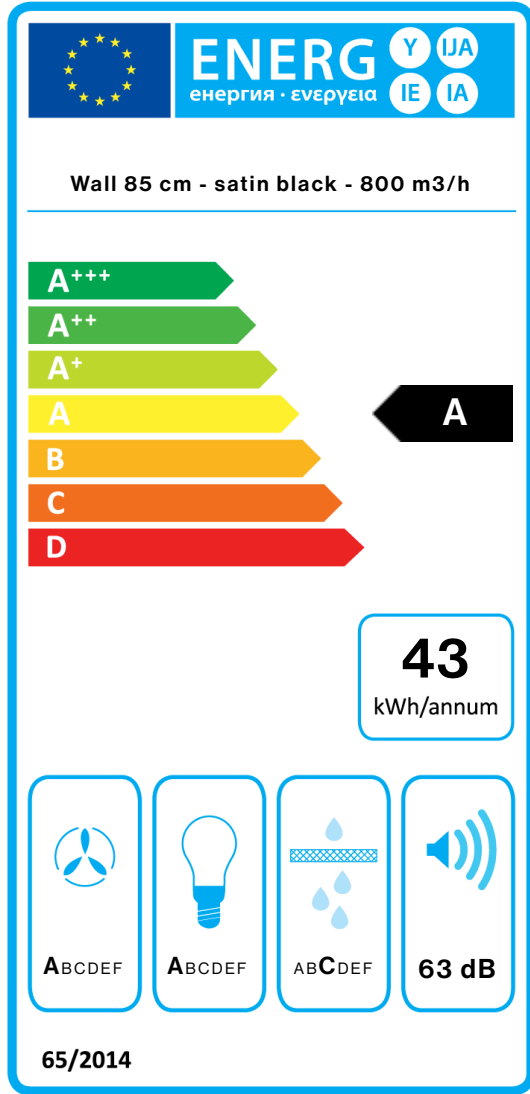
Koleksiyon

Design

EAN kodu

8034122366241

ENERJİ ETİKETİ



| PF | | |
|------------|-------------------------------------|-------------------|
| S | Falmec Spa | |
| M | Wall 85 cm - satin black - 800 m3/h | |
| AEC | 43,4 | kWh/a |
| EEC | A | |
| FDE | 33,3 | |
| FDEC | A | |
| LE | 29,6 | |
| LEC | A | |
| GFE | 82,0 | |
| GFEC | C | |
| Qmin | 299,0 | m ³ /h |
| Qmax | 584,0 | m ³ /h |
| Qboost | 708,0 | m ³ /h |
| SPEmin | 49 | dBa |
| SPEmax | 63 | dBa |
| SPEboost | 67 | dBa |
| PO | - | W |
| PS | 0,28 | W |
| PI | | |
| F | 0.8 | |
| EEl | 47,1 | |
| Qbep | 429,0 | m ³ /h |
| Pbep | 375 | Pa |
| Qboost | 708,0 | m ³ /h |
| Wbep | 134,0 | W |
| WL | 5,80 | W |
| Emiddle | 172 | lux |
| Lwa-SPEmax | 63 | dBa |

65/2014'e göre PF_Ürün fişi S_Supplier name / M_Model identification / AEC_Annual Energy Consumption (AEC hood) / EEC_Energy Efficiency class / FDE_Fluid Dynamic Efficiency (FDE hood) / FDEC_Fluid Dynamic Efficiency class / LE_Lighting Efficiency (LE hood) / LEC_Lighting Efficiency class / GFE_Grease Filtering Efficiency / GFEC_Grease Filtering Efficiency class / Qmin_Air flow (in m³/h) at min speed in normal use / Qmax_Air flow (in m³/h) at max speed in normal use / Qboost_Air flow (in m³/h) at intensive or boost setting (max air-flow) / SPEmin_Airborne acoustical A-weighted sound power emissions at min speed in normal use / SPEmax_Airborne acoustical A-weighted sound power emissions at max speed in normal use / SPEboost_Airborne acoustical A-weighted sound power emissions (in dB) at intensive or boost setting / PO_Power consumption in off mode (Po) / Ps_Power consumption in stand by mode (Ps). 66/2014'e göre PI_Ek bilgi F_Time increase factor / EEl_Energy Efficiency Index / Qbep_Measured air flow rate at best efficiency point / Pbep_Measured air pressure at best efficiency point / Qboost_Maximum air flow / Wbep_Measured electric power input at best efficiency point / WL_Nominal power of the lighting system / Emiddle_Average illumination of the lighting system on the cooking surface / Lwa-SPEmax_Sound pressure level at the highest speed.