

## PHARO

### Version

### Collection

Mirabilia

### EAN code

8034122342429



The photograph is purely for information  
It may not correspond to the selected version.

## FEATURES

**Scotch brite stainless steel (AISI 304)**  
**Glass**  
**Perimeter suction**  
**Electronic control**  
**LED ambient light**  
**LED lighting**  
**Metallic grease filter, removable and washable**  
**Charcoal filter included**  
**Possible to duct wall mounted from rear**

## OPTIONAL ACCESSORIES

**KACL.575#I**  
Extension H700 - Wall  
**KACL.576#I**  
Extension H960 - Wall  
**KACL.770#41F**  
Remote under-roof 1100 m<sup>3</sup>/h  
Brushless  
**KACL.786#41F**  
Outdoor extractor fan 1000 m<sup>3</sup>/h  
**KACL.796#4AF**  
Outdoor extractor fan 1500 m<sup>3</sup>/h  
**KACL.797#4AF**  
Remote under-roof motor 1300 m<sup>3</sup>/h  
**KACL.798#41F**  
Remote under-roof motor 950 m<sup>3</sup>/h  
**KACL.815**  
Protective cleaning cloths for stainless steel (box 10 pcs)

## TECHNICAL FEATURES

**Installation type**  
Wall  
**Finishing**  
Scotch brite stainless steel (AISI 304)  
Glass  
**Motor**  
800 m<sup>3</sup>/h  
**Type of control**  
Electronic control  
**Speed settings**  
4  
**Lighting**  
Led 2x1,2 W - 3200 K  
**Ambient lighting**  
Ambient led  
**Filter**  
2 x Metallic filter "Base" - 277x294 mm  
**Charcoal filter**  
Round charcoal filter Ø170 mm - Type 6 (included)  
**Minimum distance**  
Gas hob: 60 cm  
Electric hob: 52 cm

## PACKAGING:WEIGHTS AND VOLUMES

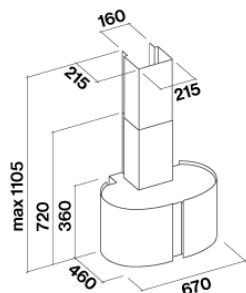
**PHARO Gross weight**  
22 kg  
**Net weight**  
18 kg  
**Volumes**  
0.22 m<sup>3</sup>  
**Packaging size**  
Length  
915 mm  
Height  
530 mm  
Depth  
455 mm  
**GLASS KIT Pharo - Wall 67 cm**  
**Gross weight**  
7.4 kg  
**Net weight**  
6 kg  
**Volumes**  
0.07 m<sup>3</sup>  
**Packaging size**  
Length  
515 mm  
Height  
440 mm  
Depth  
320 mm

## CONSUMPTION AND CONNECTION FEATURES

**Voltage**  
220-240V  
**Frequency**  
50-60Hz  
**Plug type**  
Shuko

## MOTOR TECHNICAL SHEET

**Maximum capacity**  
590 m<sup>3</sup>/h  
I.E.C. 61591  
**Maximum noise level**  
64 dB(A)re1pW  
I.E.C.60704-2-13  
**Maximum pressure (Pa)**  
500 Pa  
**Max. motor power**  
203 W  
**ENERGY CLASS**  
B



PHARO

Version

Collection

Mirabilia

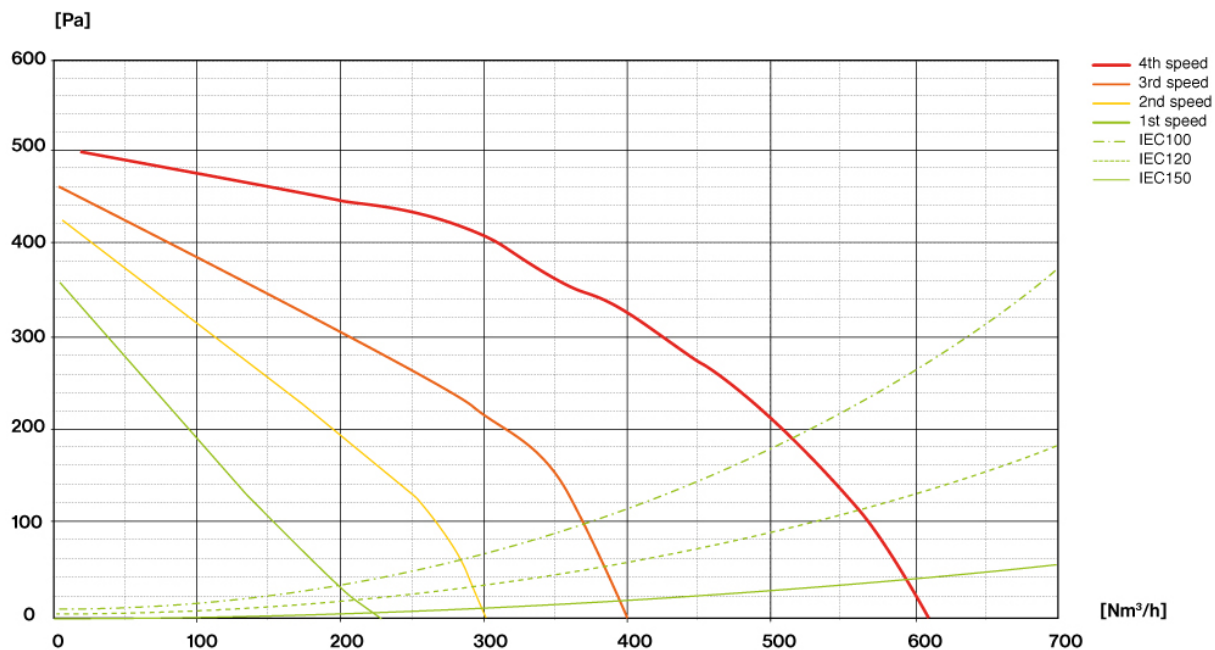
EAN code

8034122342429

## MOTOR TECHNICAL SHEET

Motor speed	1	2	3	4
Noise level dB(A)re1pW-I.E.C.60704-2-13	45	50	55	64
Capacity (m <sup>3</sup> /h) I.E.C.61591	230	300	380	590
Maximum pressure (Pa)	390	420	460	500
Motor Power (W)	134	156	180	203
Air outlet	150	150	150	150

## CAPACITY / PRESSURE



PHARO

Version

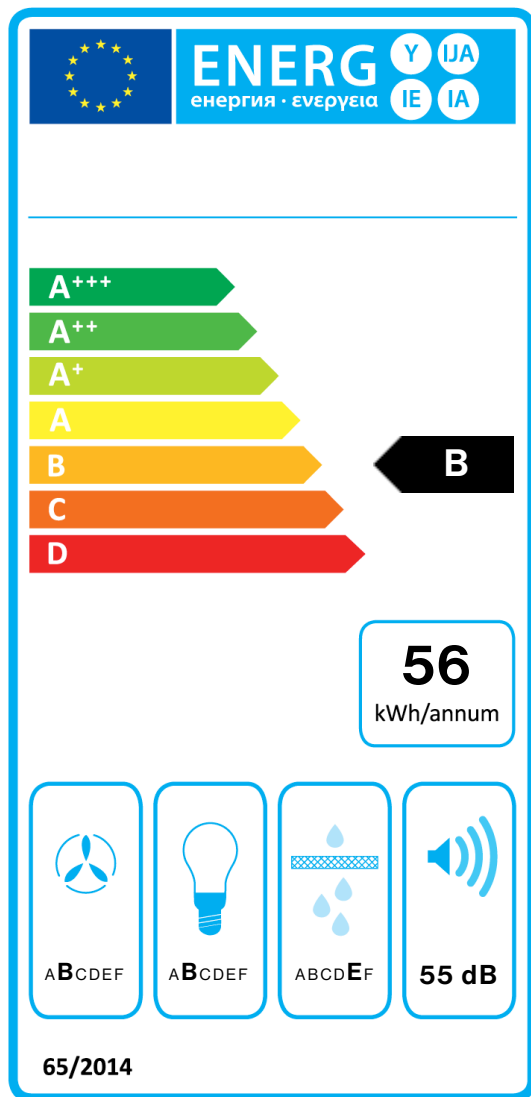
Collection

Mirabilia

EAN code

8034122342429

## ENERGY LABEL



PF		
S	Falmec Spa	
M		
AEC	55,7	kWh/a
EEC	B	
FDE	25,6	
FDEC	B	
LE	20,5	
LEC	B	
GFE	60,0	
GFEC	E	
Qmin	230,0	m <sup>3</sup> /h
Qmax	380,0	m <sup>3</sup> /h
Qboost	590,0	m <sup>3</sup> /h
SPEmin	45	dBa
SPEmax	55	dBa
SPEboost	64	dBa
PO	-	W
PS	0,48	W
PI		
F	1.1	
EEl	62,4	
Qbep	287,0	m <sup>3</sup> /h
Pbep	415	Pa
Qboost	590,0	m <sup>3</sup> /h
Wbep	129,0	W
WL	5,30	W
Emiddle	109	lex
Lwa-SPEmax	55	dBa

**PF\_Product fiche according to 65/2014** S\_Supplier name / M\_Model identification / AEC\_Annual Energy Consumption (AEC hood) / EEC\_Energy Efficiency class / FDE\_Fluid Dynamic Efficiency (FDE hood) / FDEC\_Fluid Dynamic Efficiency class / LE\_Lighting Efficiency (LE hood) / LEC\_Lighting Efficiency class / GFE\_Grease Filtering Efficiency / GFEC\_Grease Filtering Efficiency class / Qmin\_Air flow (in m<sup>3</sup>/h) at min speed in normal use / Qmax\_Air flow (in m<sup>3</sup>/h) at max speed in normal use / Qboost\_Air flow (in m<sup>3</sup>/h) at intensive or boost setting (max air-flow) / SPEmin\_Airborne acoustical A-weighted sound power emissions at min speed in normal use / SPEmax\_Airborne acoustical A-weighted sound power emissions at max speed in normal use / SPEboost\_Airborne acoustical A-weighted sound power emissions (in dB) at intensive or boost setting / PO\_Power consumption in off mode (Po) / Ps\_Power consumption in stand by mode (Ps). **PI\_Additional information according to 66/2014** F\_Time increase factor / EEl\_Energy Efficiency Index / Qbep\_Measured air flow rate at best efficiency point / Pbep\_Measured air pressure at best efficiency point / Qboost\_Maximum air flow / Wbep\_Measured electric power input at best efficiency point / WL\_Nominal power of the lighting system / Emiddle\_Average illumination of the lighting system on the cooking surface / Lwa=SPEmax\_Sound pressure level at the highest speed.