

GRUPPO NRS

01GRU-60-NRS Indbygning 50
cm - 800 m³/h

Sortiment

Silence - NRS

EAN Kode

8034122343105



Fotografiet er udelukkende informativt
Korresponderer ikke nødvendigvis tmed den valgte model

FUNKTIONER

NRS teknologi for et roligere køkken

Elektronisk kontrolpanel

Vaskbare rustfrie fedtfilter

Mulighed for Kul/Zeolitfilter.

Regenererbart

Fjernbetjening i tillæg

Dynamic LED Light (2700K - 5600K)

Availability Carbon.Zeo filter
KACL.961 for hoods produced
from 11/14/2020

MULIGHEDER FOR TILVALG

01-FJERN

Fjernbetjening med display

07MAGIC

Beskyttende renseklude til
rustfrit stål. Kasse med 10 klude

KACL.400

Silent / Conveyor NRS

TEKNISK BESKRIVELSE

Installation

Integreret emhætte

Dimensioner

50 cm

Materiale

Scotch brite rustfrit stål (AISI
304)

Motor

800 m³/h

Betjening

Elektronisk kontrolpanel

Hastighed

3 + boost

Belysning

LED 2x1,2 W - 3200 K

Filter

Top - Gr. Incasso NRS / 50 cm

Kulfilter

Charcoal and Zeolite filter
(Tilvalg)

Minimumsafstand

Gaskomfur: 63 cm

Kogeplade: 52 cm

EMBALLAGE: VÆGT OG VOLUMEN

Bruttovægt

26.2 kg

Nettovægt

21.6 kg

Volumen

0.26 m³

Mål på emballage

Længde

950 mm

Højde

410 mm

Dybde

655 mm

FORBRUG OG TILSLUTNINGSMULIGHEDER

Maksimalt forbrug

280 W

Spænding

220-240V

Frekvens

50-60Hz

Shuko

DATABLAD MOTOR

Maksimal kapacitet

610 m³/h

I.E.C. 61591

Maksimalt støjniveau

54,5 dB(A)re1pW

I.E.C.60704-2-13

Maksimalt tryk (Pa)

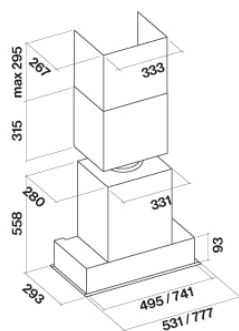
510 Pa

Maksimal sugestyrke

224 W

ENERGIKLASSE

B



GRUPPO NRS

01GRU-60-NRS Indbygning 50
cm - 800 m3/h

Sortiment

Silence - NRS

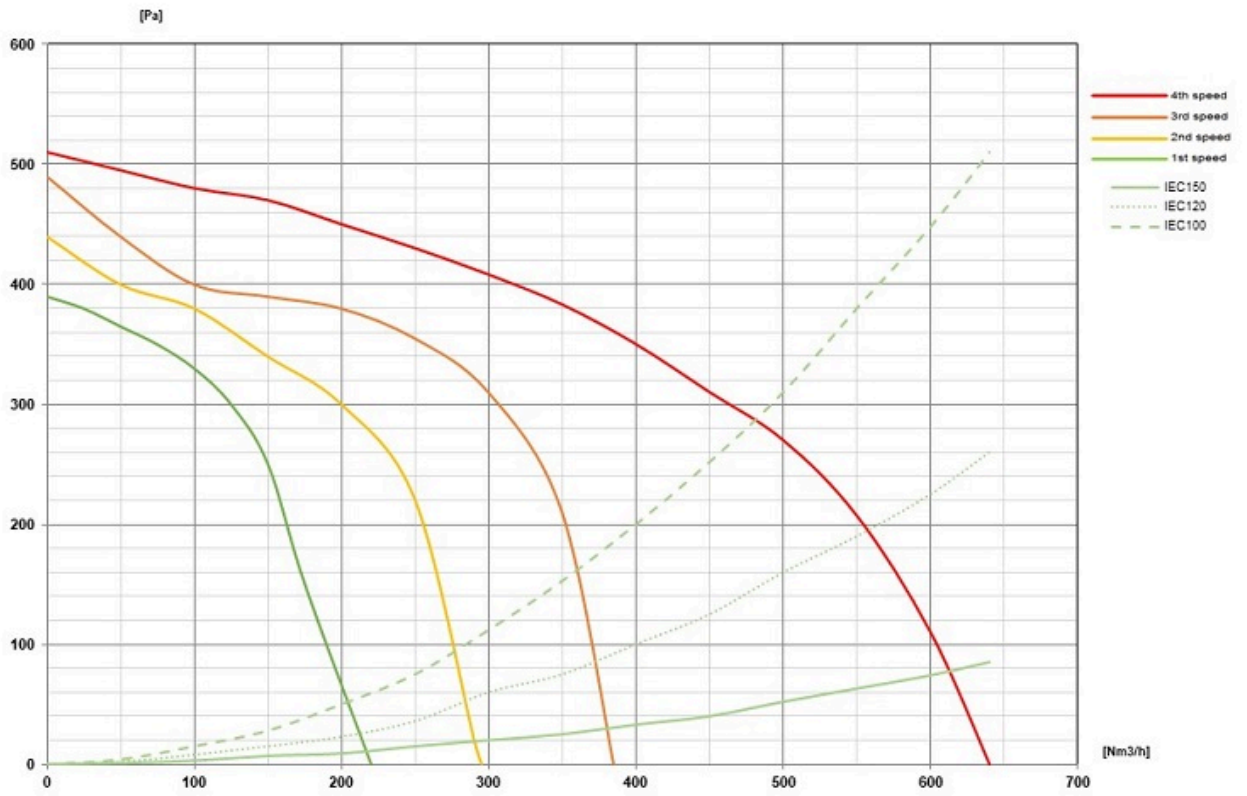
EAN Kode

8034122343105

DATABLAD MOTOR

Motorhastighed	1	2	3	4
Støjniveau dB(A) _{re1pW-I.E.C.60704-2-13}	37	41	46	54,5
Kapacitet (m3/h) I.E.C.61591	220	290	375	610
Maksimalt tryk (Pa)	390	440	490	510
Forbrug (W)	130	150	178	224
Luftudtag	150	150	150	150

KAPACITET / TRYK



GRUPPO NRS

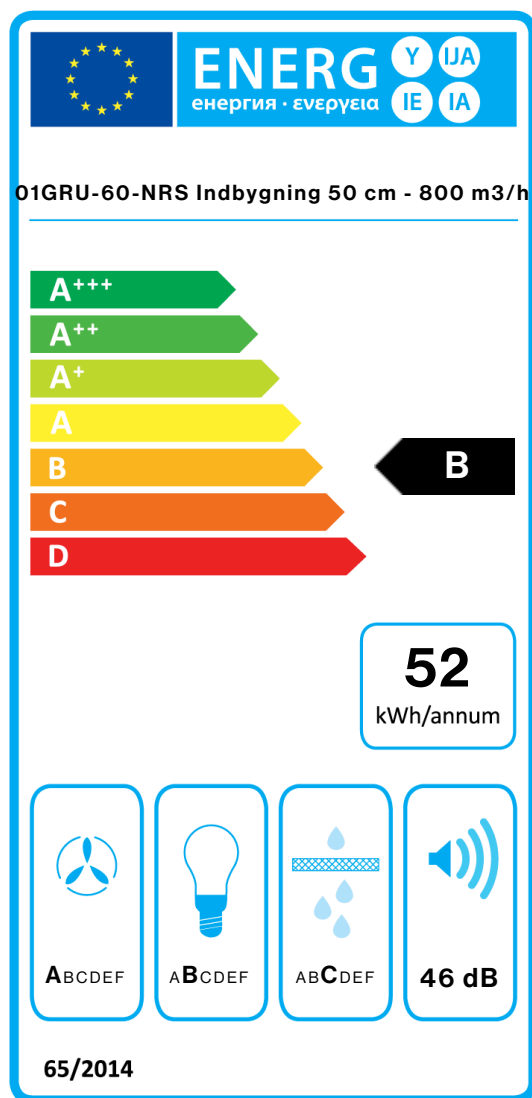
01GRU-60-NRS Indbygning 50
cm - 800 m3/h

Sortiment

Silence - NRS

EAN Kode

8034122343105



PF		
S	Falmec Spa	
M	01GRU-60-NRS Indbygning 50 cm - 800 m3/h	
AEC	51,7	kWh/a
EEC	B	
FDE	28,9	
FDEC	A	
LE	20,5	
LEC	B	
GFE	80,0	
GFEC	C	
Qmin	220,0	m ³ /h
Qmax	375,0	m ³ /h
Qboost	610,0	m ³ /h
SPEmin	37	dBa
SPEmax	46	dBa
SPEboost	55	dBa
PO	-	W
PS	0,48	W
PI		
F	1	
EEI	57,3	
Qbep	369,0	m ³ /h
Pbep	369	Pa
Qboost	610,0	m ³ /h
Wbep	131,0	W
WL	5,30	W
Emiddle	109	lux
Lwa-SPEmax	46	dBa

PF_Product fiche according to 65/2014 S_Supplier name / M_Model identification / AEC_Annual Energy Consumption (AEC hood) / EEC_Energy Efficiency class / FDE_Fluid Dynamic Efficiency (FDE hood) / FDEC_Fluid Dynamic Efficiency class / LE_Lighting Efficiency (LE hood) / LEC_Lighting Efficiency class / GFE_Grease Filtering Efficiency / GFEC_Grease Filtering Efficiency class / Qmin_Air flow (in m³/h) at min speed in normal use / Qmax_Air flow (in m³/h) at max speed in normal use / Qboost_Air flow (in m³/h) at intensive or boost setting (max air-flow) / SPEmin_Airborne acoustical A-weighted sound power emissions at min speed in normal use / SPEmax_Airborne acoustical A-weighted sound power emissions at max speed in normal use / SPEboost_Airborne acoustical A-weighted sound power emissions (in dB) at intensive or boost setting / PO_Power consumption in off mode (Po) / Ps_Power consumption in stand by mode (Ps). **PI_Additional information according to 66/2014** F_Time increase factor / EEI_Energy Efficiency Index / Qbep_Measured air flow rate at best efficiency point / Pbep_Measured air pressure at best efficiency point / Qboost_Maximum air flow / Wbep_Measured electric power input at best efficiency point / WL_Nominal power of the lighting system / Emiddle_Average illumination of the lighting system on the cooking surface / Lwa-SPEmax_Sound pressure level at the highest speed.