

GRUPPO MURANO

Indbyg skab - 70 cm - Hvidt
glas - 800 m³/h

Sortiment

Design

EAN Kode

8034122348407



Fotografiet er udelukkende informativt
Korresponderer ikke nødvendigvis tmed den valgte model

FUNKTIONER

Hvidlakeret stål
Hvidt glas
Kantsug
Touch control og 24 t. funktion
Vaskbare rustfrie fedtfilter
Kulfilter
Fjernbetjening i tillæg
Dynamic LED Light (2700K -
5600K)
Mulighed for Connection
kogeplade

TEKNISK BESKRIVELSE

Installation
Integreret emhætte

Dimensioner
70 cm

Materiale
Hvidlakeret stål
Hvidt glas

Motor
800 m³/h

Betjening
Betjening med touch

Hastighed
3 + boost

Belysning
Led 2x2,4 W - 2700 K / 5600 K

Filter
2 x Metallfilter - Base - 204x207
mm

Kulfilter
Rundt kulfilter Ø170 mm. Type 6
(Medfølger)

Minimumsafstand
Gaskomfur: 62 cm
Kogeplade: 52 cm

EMBALLAGE: VÆGT OG VOLUMEN

Bruttovægt
12.8 kg

Nettovægt
10.2 kg

Volumen
0.12 m³

Mål på emballage

Længde
855 mm

Højde
380 mm

Dybde
375 mm

FORBRUG OG TILSLUTNINGSMULIGHEDER

Maksimalt forbrug
280 W

Spænding
220-240V

Frekvens
50-60Hz

Shuko

DATABLAD MOTOR

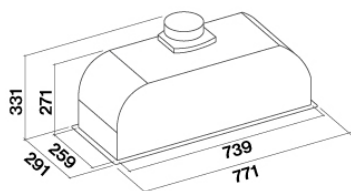
Maksimal kapacitet
670 m³/h
I.E.C. 61591

Maksimalt støjniveau
67 dB(A)re1pW
I.E.C.60704-2-13

Maksimalt tryk (Pa)
500 Pa

Maksimal sugestyrke
215 W

ENERGIKLASSE
B



GRUPPO MURANO

Indbyg skab - 70 cm - Hvidt
glas - 800 m³/h

Sortiment

Design

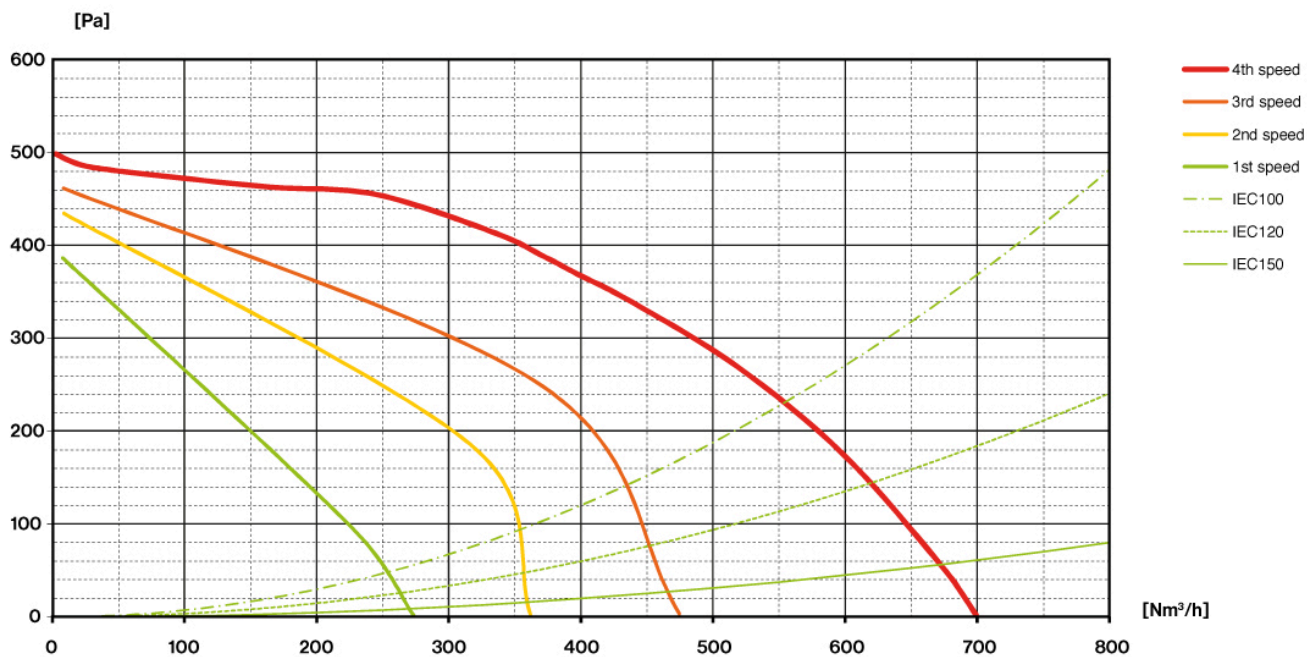
EAN Kode

8034122348407

DATABLAD MOTOR

Motorhastighed	1	2	3	4
Støjniveau dB(A) _{re1pW-I.E.C.60704-2-13}	49	55	61	67
Kapacitet (m ³ /h) I.E.C.61591	270	360	470	670
Maksimalt tryk (Pa)	390	420	460	500
Forbrug (W)	134	156	180	215
Luftudtag	150	150	150	150

KAPACITET / TRYK



GRUPPO MURANO

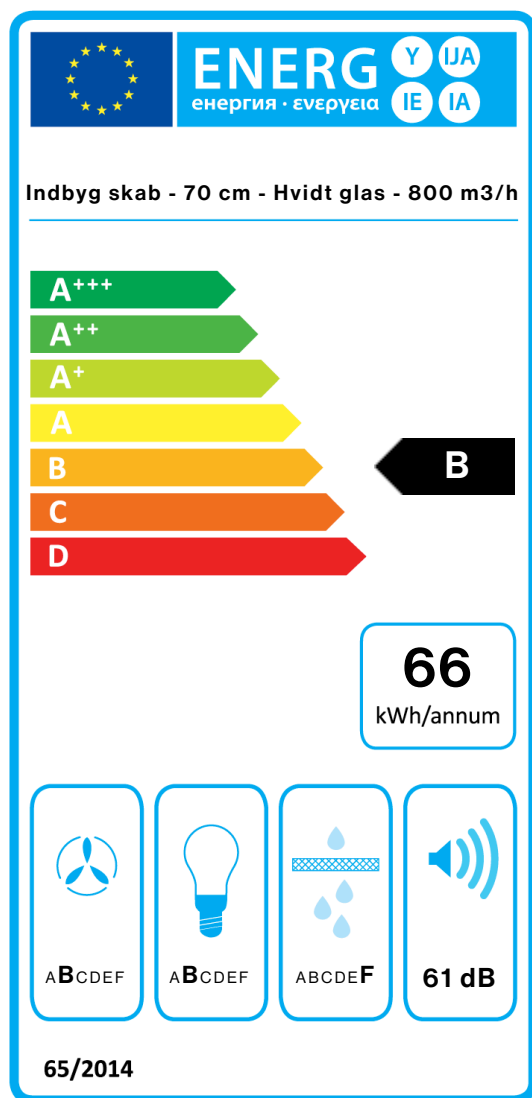
Indbyg skab - 70 cm - Hvidt
glas - 800 m3/h

Sortiment

Design

EAN Kode

8034122348407



PF		
S	Falmec Spa	
M	Indbyg skab - 70 cm - Hvidt glas - 800 m3/h	
AEC	65,9	kWh/a
EEC	B	
FDE	25,5	
FDEC	B	
LE	21,6	
LEC	B	
GFE	53,0	
GFEC	F	
Qmin	270,0	m ³ /h
Qmax	470,0	m ³ /h
Qboost	670,0	m ³ /h
SPEmin	49	dBa
SPEmax	61	dBa
SPEboost	67	dBa
PO	-	W
PS	0,48	W
PI		
F	1,1	
EEI	64,9	
Qbep	333,0	m ³ /h
Pbep	407	Pa
Qboost	670,0	m ³ /h
Wbep	147,7	W
WL	9,00	W
Emiddle	190	lux
Lwa-SPEmax	61	dBa

PF_Product fiche according to 65/2014 S_Supplier name / M_Model identification / AEC_Annual Energy Consumption (AEC hood) / EEC_Energy Efficiency class / FDE_Fluid Dynamic Efficiency (FDE hood) / FDEC_Fluid Dynamic Efficiency class / LE_Lighting Efficiency (LE hood) / LEC_Lighting Efficiency class / GFE_Grease Filtering Efficiency / GFEC_Grease Filtering Efficiency class / Qmin_Air flow (in m³/h) at min speed in normal use / Qmax_Air flow (in m³/h) at max speed in normal use / Qboost_Air flow (in m³/h) at intensive or boost setting (max air-flow) / SPEmin_Airborne acoustical A-weighted sound power emissions at min speed in normal use / SPEmax_Airborne acoustical A-weighted sound power emissions at max speed in normal use / SPEboost_Airborne acoustical A-weighted sound power emissions (in dB) at intensive or boost setting / PO_Power consumption in off mode (Po) / Ps_Power consumption in stand by mode (Ps). **PI_Additional information according to 66/2014** F_Time increase factor / EEI_Energy Efficiency Index / Qbep_Measured air flow rate at best efficiency point / Pbep_Measured air pressure at best efficiency point / Qboost_Maximum air flow / Wbep_Measured electric power input at best efficiency point / WL_Nominal power of the lighting system / Emiddle_Average illumination of the lighting system on the cooking surface / Lwa=SPEmax_Sound pressure level at the highest speed.