

MONOLITH

Version

Worktop - 90 cm - Black - 800 m³/h

Designer

Collection

Elements

EAN code

8034122364698

FEATURES

Touch control

LED ambient light

Metallic grease filter, removable and washable

Remote control (optional)

Brushless Motor

Dialogue system with auto mode

Carbon.Zeo Microtech filter (optional)

Designers Studio Ferriani & Falmec Lab

OPTIONAL ACCESSORIES

105080053

Remote control

KACL.1010

Cutting board 293x128 mm in natural beech wood

KACL.1011

Cutlery tray (1 compartment) 293x128x54 mm in natural beech wood

KACL.1012

Cutlery tray (2 compartments) 293x128x54 mm in natural beech wood

KACL.1013

Cutlery tray (4 compartments) 446x128x54 mm in natural beech wood

KACL.1014

Knife rack 446x128x54 mm in natural beech wood

KACL.1015#H4F

Accessory sockets (usb + electrical)

KACL.1021

Spices tray

KACL.1026

Silence Kit

KACL.1054

Filter Carbon.Zeo Microtech renewable

TECHNICAL FEATURES

Installation type

Worktop

Dimensions

90 cm

Finishing

Black glass satin finishing

Black anodized satin aluminium profiles

Motor

800 m³/h

Type of control

Touch control

Speed

3 + boost

Lighting

LED Strip (3000K)



Photograph is for information purposes only
It may not correspond to the selected version.

PACKAGING:WEIGHTS AND VOLUMES

Gross weight

31.9 kg

Net weight

26.6 kg

Volumes

0.25 m³

Packaging size

Length

1035 mm

Height

330 mm

Depth

740 mm

CONSUMPTION AND CONNECTION FEATURES

Maximum consumption

180 W

Voltage

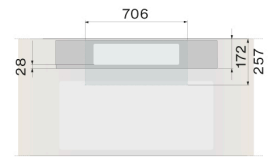
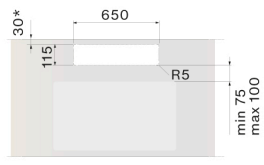
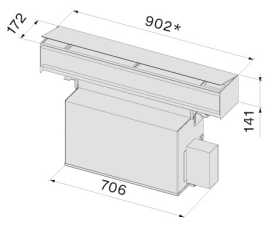
220-240V

Frequency

50-60Hz

ENERGY CLASS

A+++

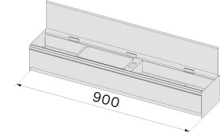
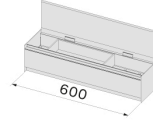
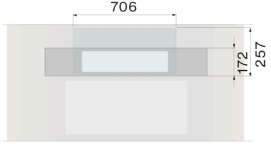


Hood module 90 cm

Wall installation

Side view

Top view with front-mounted motor



Top view with rear-mounted motor

Container module 30 cm

Container module 60 cm

Container module 90 cm

MONOLITH

Version

Worktop - 90 cm - Black - 800 m³/h

Designer


Collection

Elements

EAN code

8034122364698

ENERGY LABEL



| PF | | |
|------------|-------------------------------------------------|-------------------|
| S | Falmec Spa | |
| M | Worktop - 90 cm - Black - 800 m ³ /h | |
| AEC | 16,5 | kWh/a |
| EEC | A+++ | |
| FDE | 43,4 | |
| FDEC | A | |
| LE | 0,0 | |
| LEC | 0 | |
| GFE | 87,0 | |
| GFEC | B | |
| Qmin | 440,0 | m ³ /h |
| Qmax | 620,0 | m ³ /h |
| Qboost | 670,0 | m ³ /h |
| SPEmin | 59 | dBa |
| SPEmax | 65 | dBa |
| SPEboost | 66 | dBa |
| PO | - | W |
| PS | 0,48 | W |
| PI | | |
| F | 0.4 | |
| EEl | 21,3 | |
| Qbep | 384,0 | m ³ /h |
| Pbep | 460 | Pa |
| Qboost | 670,0 | m ³ /h |
| Wbep | 113,0 | W |
| WL | 0,00 | W |
| Emiddle | 0 | lux |
| Lwa-SPEmax | 65 | dBa |

PF_Product fiche according to 65/2014 S_Supplier name / M_Model identification / AEC_Annual Energy Consumption (AEC hood) / EEC_Energy Efficiency class / FDE_Fluid Dynamic Efficiency (FDE hood) / FDEC_Fluid Dynamic Efficiency class / LE_Lighting Efficiency (LE hood) / LEC_Lighting Efficiency class / GFE_Grease Filtering Efficiency / GFEC_Grease Filtering Efficiency class / Qmin_Air flow (in m³/h) at min speed in normal use / Qmax_Air flow (in m³/h) at max speed in normal use / Qboost_Air flow (in m³/h) at intensive or boost setting (max air-flow) / SPEmin_Airborne acoustical A-weighted sound power emissions at min speed in normal use / SPEmax_Airborne acoustical A-weighted sound power emissions at max speed in normal use / SPEboost_Airborne acoustical A-weighted sound power emissions (in dB) at intensive or boost setting / PO_Power consumption in off mode (Po) / Ps_Power consumption in stand by mode (Ps). **PI_Additional information according to 66/2014** F_Time increase factor / EEI_Energy Efficiency Index / Qbep_Measured air flow rate at best efficiency point /

Pbep_Measured air pressure at best efficiency point / Qboost_Maximun air flow / Wbep_Measured electric power input at best efficiency point / WL_Nominal power of the lighting system / Emiddle_Average illumination of the lighting system on the cooking surface / Lwa=SPEmax_Sound pressure level at the highest speed.