

QUANTUM PRO

Version

84 cm - 600 m³/h

Designer

Collection

Cooking systems

EAN code

8034122900339



*Photograph is for information purposes only
It may not correspond to the selected version.*

FEATURES

Metallic grease filter, removable and washable

Timer for each cooking zone

Recall function

Keep warm function (44°)

"Touch slider" control

9 cooking levels + boost

Automatic pot detection

Safety switch-off / safety lock function

Pause function

Double Bridge Function

Brushless Motor

Black steel extraction area frame

Automode (suction speed automatically adjusts to cooking power)

4 cooking areas with Flex

Surface technology

Motorized flap system

Emptied liquid collector

Power level management from 2.8kW to 7.4kW

Carbon.Zeo filter with saturation level (optional)

TECHNICAL FEATURES

Installation type

Worktop

Dimensions

84 cm

Finishing

Schott black glass

Motor

600 m³/h

Type of control

Touch control

Speed

9 + boost

PACKAGING:WEIGHTS AND VOLUMES

Gross weight

32.6 kg

Net weight

26.5 kg

Volumes

0.24 m³

Packaging size

Length

1055 mm

Height

375 mm

Depth

610 mm

CONSUMPTION AND CONNECTION FEATURES

Maximum consumption

7560 W

Voltage

220-240V

Frequency

50-60Hz

MOTOR TECHNICAL SHEET

Maximum capacity

495 m³/h

I.E.C. 61591

Maximum noise level

69 dB(A)re1pW

I.E.C.60704-2-13

Maximum pressure (Pa)

640 Pa

Max. motor power

131 W

ENERGY CLASS

A+

OPTIONAL ACCESSORIES

KACL.155#NF

Black frame

KACL.930

Carbon.Zeo filter unit under base
h100 mm (extracting version)

KACL.931

Filters Carbon.Zeo - Spare

KACL.951

Carbon filter unit under base
Slim h60 mm (extracting version)

KACL.952

Filter replacement (underbase
Slim filter unit - h60mm)

KACL.955

Grid for air outlet (filter unit kit
under base Slim - h60mm)

QUANTUM PRO

Version

84 cm - 600 m3/h

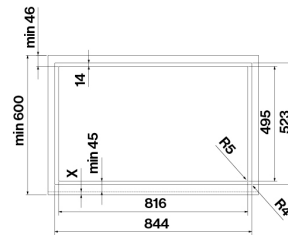
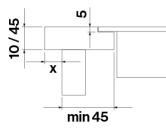
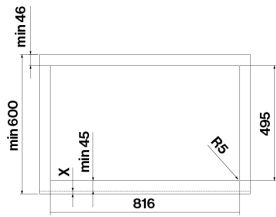
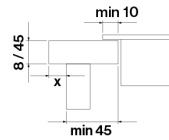
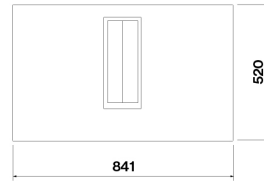
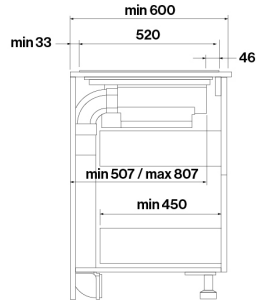
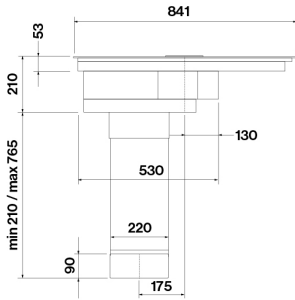
Designer

Collection

Cooking systems

EAN code

8034122900339



QUANTUM PRO

Version

84 cm - 600 m³/h

Designer

Collection

Cooking systems

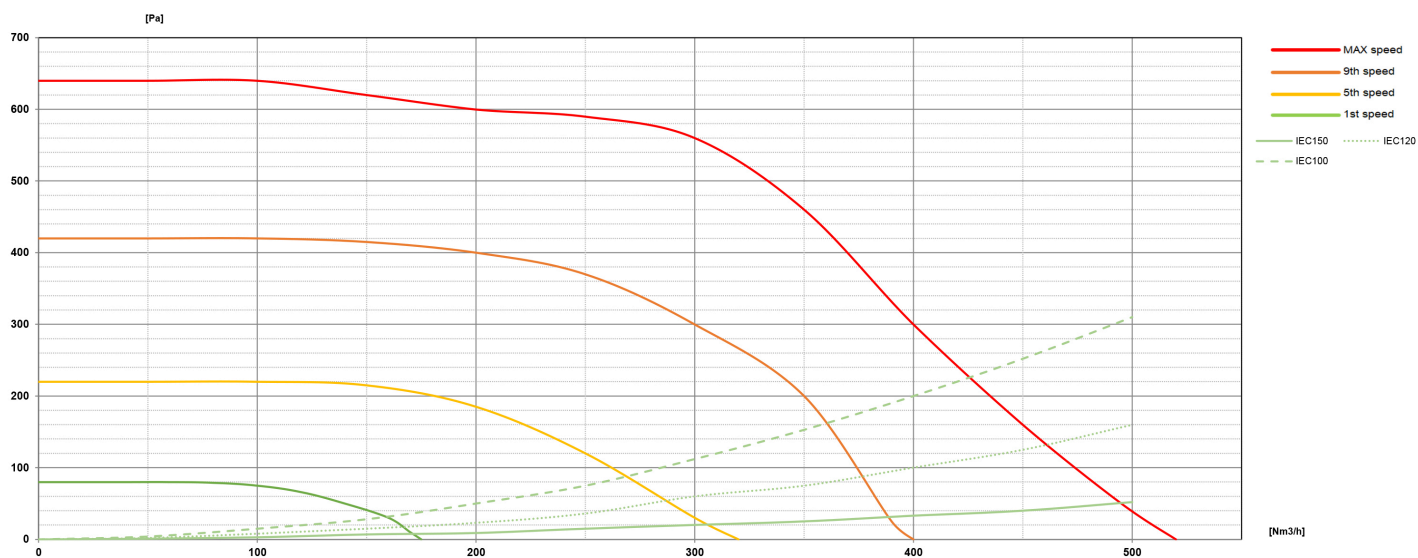
EAN code

8034122900339

MOTOR TECHNICAL SHEET

Motor speed	1	5	9	10
Noise level dB(A)re1pW- I.E.C.60704-2-13	46	-	64	69
Capacity (m ³ /h) I.E.C.61591	170	310	390	495
Maximum pressure (Pa)	80	220	420	640
Power (W)	11	32	74	131
Air outlet	220x90	220x90	220x90	220x90

CAPACITY / PRESSURE



QUANTUM PRO

Version

84 cm - 600 m3/h

Designer


Collection

Cooking systems

EAN code

8034122900339

ENERGY LABEL



PF		
S	Falmec Spa	
M	84 cm - 600 m3/h	
AEC	38,3	kWh/a
EEC	A+	
FDE	33,1	
FDEC	A	
LE	0,0	
LEC		
GFE	87,0	
GFEC	B	
Qmin	170,0	m ³ /h
Qmax	390,0	m ³ /h
Qboost	495,0	m ³ /h
SPEmin	46	dBa
SPEmax	64	dBa
SPEboost	69	dBa
PO	-	W
PS	0,48	W
PI		
F	0,8	
EEl	43,8	
Qbep	267,0	m ³ /h
Pbep	584	Pa
Qboost	495,0	m ³ /h
Wbep	131,0	W
WL	0,00	W
Emiddle	0	lux
Lwa-SPEmax	64	dBa

PF_Product fiche according to 65/2014 S_Supplier name / M_Model identification / AEC_Annual Energy Consumption (AEC hood) / EEC_Energy Efficiency class / FDE_Fluid Dynamic Efficiency (FDE hood) / FDEC_Fluid Dynamic Efficiency class / LE_Lighting Efficiency (LE hood) / LEC_Lighting Efficiency class / GFE_Grease Filtering Efficiency / GFEC_Grease Filtering Efficiency class / Qmin_Air flow (in m³/h) at min speed in normal use / Qmax_Air flow (in m³/h) at max speed in normal use / Qboost_Air flow (in m³/h) at intensive or boost setting (max air-flow) / SPEmin_Airborne acoustical A-weighted sound power emissions at min speed in normal use / SPEmax_Airborne acoustical A-weighted sound power emissions at max speed in normal use / SPEboost_Airborne acoustical A-weighted sound power emissions (in dB) at intensive or boost setting / PO_Power consumption in off mode (Po) / Ps_Power consumption in stand by mode (Ps). **PI_Additional information according to 66/2014** F_Time increase factor / EEl_Energy Efficiency Index / Qbep_Measured air flow rate at best efficiency point / Pbep_Measured air pressure at best efficiency point / Qboost_Maximum air flow / Wbep_Measured electric power input at best efficiency point / WL_Nominal power of the lighting system / Emiddle_Average illumination of the lighting system on the cooking surface / Lwa-SPEmax_Sound pressure level at the highest speed.