

COVER

Versiune

Perete - 85 cm - Argilă teracotă
- 600 m³/h

Colectie

Design

Cod EAN

8034122363899



Fotografie cu caracter strict orientativ
Aceasta poate sa nu corespunda versiunii selectate

CARACTERISTICI

Control electronic
Filtru de grasime metalic,
detasabil si lavabil
Optional - telecomanda
Deschidere frontala
Dynamic LED Light (2700K -
5600K)
Ultra slim body
Dialogue system cu mod
automat
Carbon.Zeo Microtech filter
(optional)

Availability Carbon.Zeo filter
KACL.1039 for hoods produced
from Sept. 2024

ACCESORII OPTIONALE

105080053

Telecomanda

KACL.1039

Carbon.Zeo Microtech filter

KCCFN.00#N

Kit chimney Cover - Black

CARACTERISTICI TEHNICE

Tip de instalare
De perete
Dimensiuni
85 cm
Finisaj
Materic finish - terracotta clay
Motor
600 m³/h
Tipul panoului de control
Control electronic
Setari de viteza
3 + boost
Iluminare
Led 2x1,2 W - 2700 K / 5600 K
Filtru
Metal filter AISI - Cover 85
Distanta minima
Plita cu gaz: 52 cm
Plita electrica: 52 cm

AMBALARE: GREUTATE SI VOLUM

Greutate bruta

22.4 kg

Greutate neta

18.2 kg

Volum

0.19 m³

Dimensiuni ambalaj

Lungime

950 mm

Inaltime

310 mm

Adancime

655 mm

CARACTERISTICI CONSUM SI CONEXIUNE

Consum maxim

280 W

Curent

220-240V

Frecventa

50-60Hz

FISA TEHNICA MOTOR

Capacitate maxima

570 m³/h

I.E.C. 61591

Nivel de zgomot maxim

67 dB(A)re1pW

I.E.C.60704-2-13

Presiune maxima (Pa)

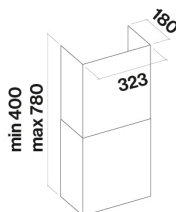
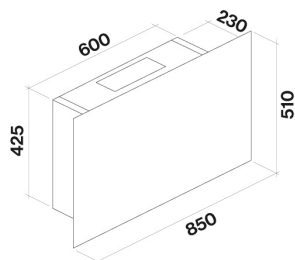
740 Pa

Putere maxima motor

205 W

CLASA DE ENERGIE

B



COVER

Versiune

Perete - 85 cm - Argilă teracotă
- 600 m³/h

Colectie

Design

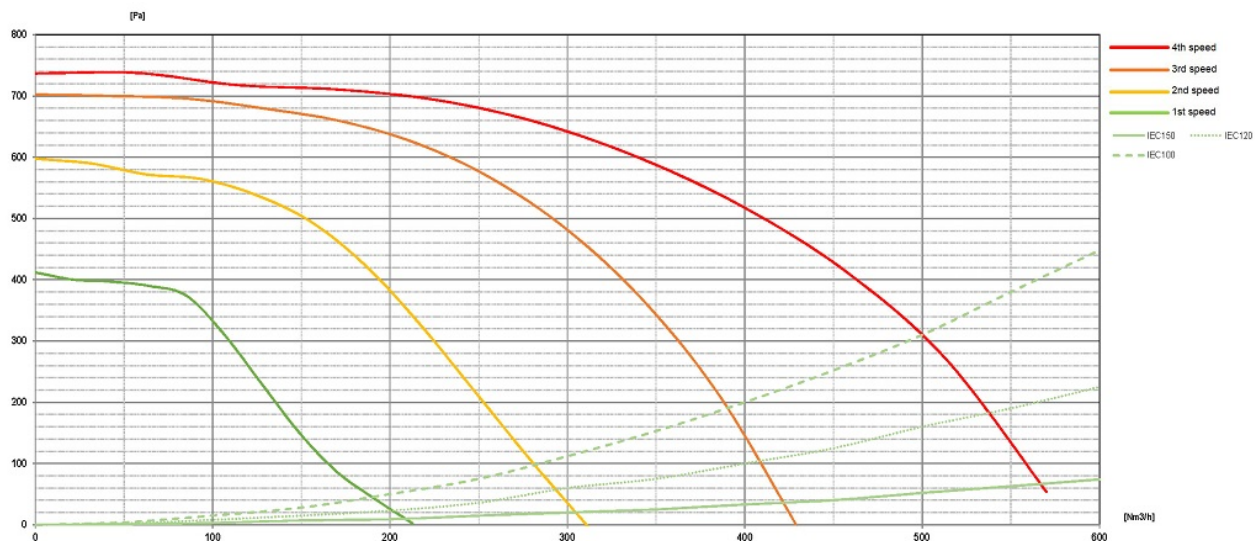
Cod EAN

8034122363899

FISA TEHNICA MOTOR

Viteza motorului	1	2	3	4
Nivel de zgomot dB(A)re1pW-I.E.C.60704-2-13	45	55	61	67
Capacitate (m ³ /h) I.E.C.61591	210	305	425	570
Presiune maxima (Pa)	410	600	720	740
Putere (W)	125	135	165	205
Evacuare aer	150	150	150	150

CAPACITATE/ PRESIUNE



COVER

Versiune

Perete - 85 cm - Argilă teracotă
- 600 m³/h

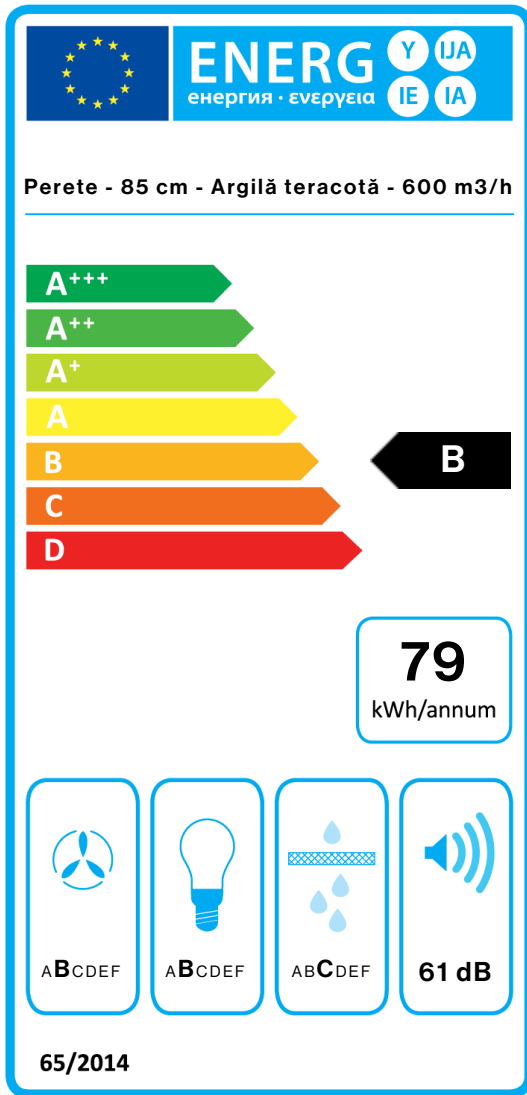
Colectie

Design

Cod EAN

8034122363899

ETICHETA DE ENERGIE



PF		
S	Falmec Spa	
M	Perete - 85 cm - Argilă teracotă - 600 m ³ /h	
AEC	78,7	kWh/a
EEC	B	
FDE	31,6	
FDEC	B	
LE	21,6	
LEC	B	
GFE	82,0	
GFEC	C	
Qmin	210,0	m ³ /h
Qmax	425,0	m ³ /h
Qboost	570,0	m ³ /h
SPEmin	45	dBa
SPEmax	61	dBa
SPEboost	67	dBa
PO	-	W
PS	0,48	W

PI		
F	1	
EEl	60,1	
Qbep	353,0	m ³ /h
Pbep	584	Pa
Qboost	570,0	m ³ /h
Wbep	205,0	W
WL	5,30	W
Emiddle	114	lux
Lwa-SPEmax	61	dBa

PF_Product fiche according to 65/2014 S_Supplier name / M_Model identification / AEC_Annual Energy Consumption (AEC hood) / EEC_Energy Efficiency class / FDE_Fluid Dynamic Efficiency (FDE hood) / FDEC_Fluid Dynamic Efficiency class / LE_Lighting Efficiency (LE hood) / LEC_Lighting Efficiency class / GFE_Grease Filtering Efficiency / GFEC_Grease Filtering Efficiency class / Qmin_Air flow (in m³/h) at min speed in normal use / Qmax_Air flow (in m³/h) at max speed in normal use / Qboost_Air flow (in m³/h) at intensive or boost setting (max air-flow) / SPEmin_Airborne acoustical A-weighted sound power emissions at min speed in normal use / SPEmax_Airborne acoustical A-weighted sound power emissions at max speed in normal use / SPEboost_Airborne acoustical A-weighted sound power emissions (in dB) at intensive or boost setting / PO_Power consumption in off mode (Po) / Ps_Power consumption in stand by mode (Ps). **PI_Additional information according to 66/2014** F_Time increase factor / EEl_Energy Efficiency Index / Qbep_Measured air flow rate at best efficiency point / Pbep_Measured air pressure at best efficiency point / Qboost_Maximum air flow / Wbep_Measured electric power input at best efficiency point / WL_Nominal power of the lighting system / Emiddle_Average illumination of the lighting system on the cooking surface / Lwa-SPEmax_Sound pressure level at the highest speed.