

COVER

Wall 85 cm - Terracotta clay -
600 m³/h

Design

8034122363899



*The photograph is purely for information
It may not correspond to the selected version.*

OMINAISUUDET

Elektroniset kytkimet
Metalliset rasvasuodattimet,
irroitettavat ja pestävät
Kaukosäädin lisävarusteena
Avautuva etupaneeli
Säädettävä LED valosävy (2700
- 5600 K)
Ultra slim body
Dialogijärjestelmän
automaattinen tila
Carbon.Zeo Microtech filter
(optional)

Availability Carbon.Zeo filter
KACL.1039 for hoods produced
from Sept. 2024

OPTIONAL ACCESSORIES

105080053

Kaukosäädin lisävaruste

KACL.1039

Carbon.Zeo Microtech filter

KCCFN.00#N

Kit chimney Cover - Black

TECHNICAL FEATURES

Installation type
Seinä
Dimensions
85 cm
Viimeistelystä
Materic finish - terracotta clay
Motor
600 m³/h
Type of control
Elektroniset kytkimet
Speed settings
3 + boost
Lighting
Led 2x1,2 W - 2700 K / 5600 K
Filter
Metal filter AISI - Cover 85

: 52 cm

: 52 cm

PACKAGING: WEIGHTS AND VOLUMES

22.4 kg

18.2 kg

0.19 m³

950 mm

310 mm

655 mm

CONSUMPTION AND CONNECTION FEATURES

280 W

220-240V

50-60Hz

MOTOR TECHNICAL SHEET

570 m³/h

I.E.C. 61591

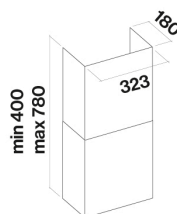
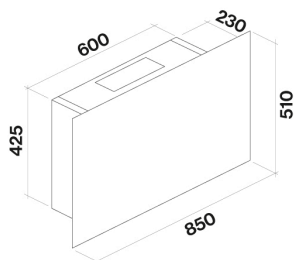
67 dB(A)re1pW

I.E.C.60704-2-13

740 Pa

205 W

B



COVER

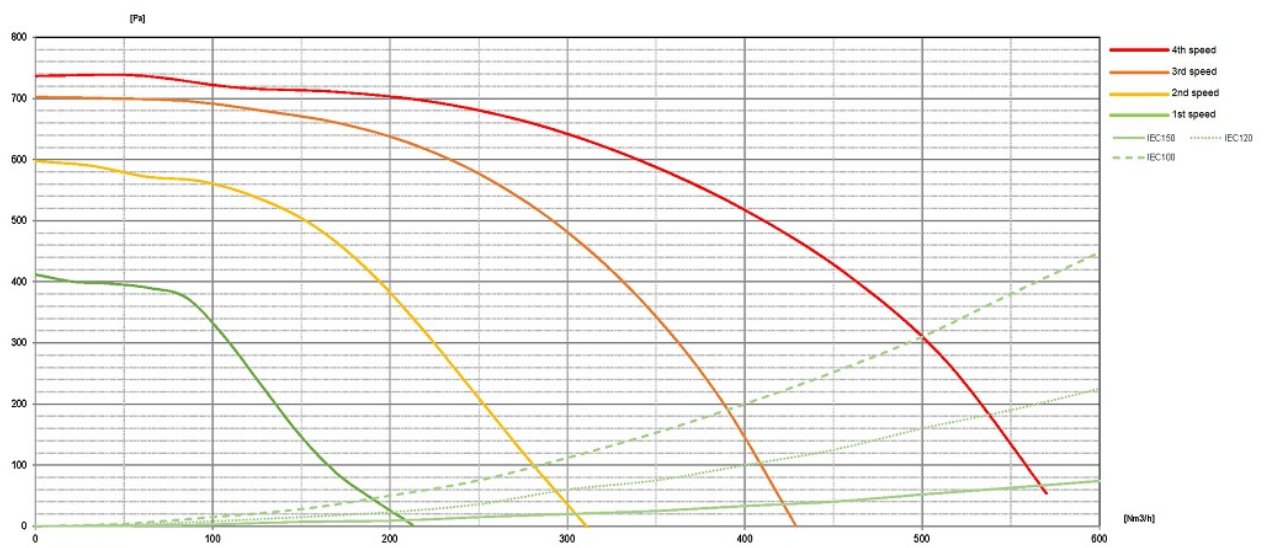
Wall 85 cm - Terracotta clay -
600 m³/h

Design

8034122363899

MOTOR TECHNICAL SHEET

Speed motor	1	2	3	4
dB(A)_{re1pW-I.E.C.60704-2-13}	45	55	61	67
(m³/h) I.E.C.61591	210	305	425	570
	410	600	720	740
	125	135	165	205
	150	150	150	150

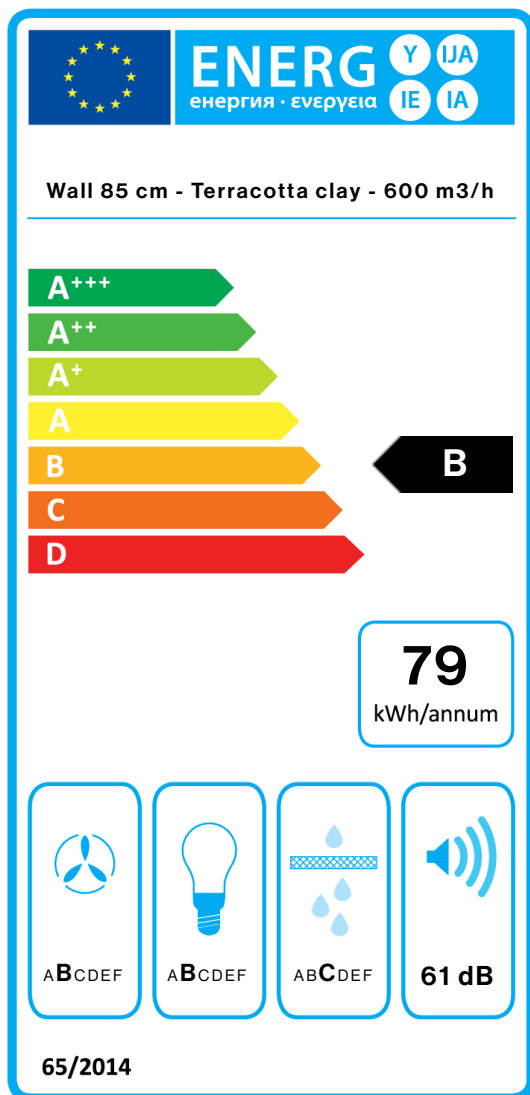


COVER

Wall 85 cm - Terracotta clay -
600 m³/h

Design

8034122363899



PF		
S	Falmec Spa	
M	Wall 85 cm - Terracotta clay - 600 m ³ /h	
AEC	78,7	kWh/a
EEC	B	
FDE	31,6	
FDEC	B	
LE	21,6	
LEC	B	
GFE	82,0	
GFEC	C	
Qmin	210,0	m ³ /h
Qmax	425,0	m ³ /h
Qboost	570,0	m ³ /h
SPEmin	45	dBa
SPEmax	61	dBa
SPEboost	67	dBa
PO	-	W
PS	0,48	W
PI		
F	1	
EEL	60,1	
Qbep	353,0	m ³ /h
Pbep	584	Pa
Qboost	570,0	m ³ /h
Wbep	205,0	W
WL	5,30	W
Emiddle	114	lux
Lwa-SPEmax	61	dBa

PF_Product fiche according to 65/2014 S_Supplier name / M_Model identification / AEC_Annual Energy Consumption (AEC hood) / EEC_Energy Efficiency class / FDE_Fluid Dynamic Efficiency (FDE hood) / FDEC_Fluid Dynamic Efficiency class / LE_Lighting Efficiency (LE hood) / LEC_Lighting Efficiency class / GFE_Grease Filtering Efficiency / GFEC_Grease Filtering Efficiency class / Qmin_Air flow (in m³/h) at min speed in normal use / Qmax_Air flow (in m³/h) at max speed in normal use / Qboost_Air flow (in m³/h) at intensive or boost setting (max air-flow) / SPEmin_Airborne acoustical A-weighted sound power emissions at min speed in normal use / SPEmax_Airborne acoustical A-weighted sound power emissions at max speed in normal use / SPEboost_Airborne acoustical A-weighted sound power emissions (in dB) at intensive or boost setting / PO_Power consumption in off mode (Po) / Ps_Power consumption in stand by mode (Ps). **PI_Additional information according to 66/2014** F_Time increase factor / EEL_Energy Efficiency Index / Qbep_Measured air flow rate at best efficiency point / Pbep_Measured air pressure at best efficiency point / Qboost_Maximum air flow / Wbep_Measured electric power input at best efficiency point / WL_Nominal power of the lighting system / Emiddle_Average illumination of the lighting system on the cooking surface / Lwa=SPEmax_Sound pressure level at the highest speed.