

MERCURIO EVO

Version

Mercurio EVO - 90 cm - 600 m³/h

Collection

Design

EAN code

8034122363158



*The photograph is purely for information
It may not correspond to the selected version.*

FEATURES

Electronic control

LED lighting

Metallic grease filter, removable and washable

Optional charcoal filter

OPTIONAL ACCESSORIES

KACL.510#I

Extension H700 - Wall

KACL.512#I

Prolunga H960 - Parete

KACL.815

Protective cleaning cloths for stainless steel (box 10 pcs)

KACL.865

Air flow conveyer for re-circulation version (Wall)

103050107

Square charcoal filter - Type 3

TECHNICAL FEATURES

Installation type

Wall

Dimensions

90 cm

Finishing

Scotch brite stainless steel

Motor

600 m³/h

Type of control

Electronic control

Speed settings

3

Lighting

Led 2x1,2 W - 3200 K

Charcoal filter

Square charcoal filter - Type 3 (optional)

Minimum distance

Gas hob: 63 cm

Electric hob: 52 cm

PACKAGING:WEIGHTS AND VOLUMES

Gross weight

18.8 kg

Net weight

13.7 kg

Volumes

0.27 m³

Packaging size

Length

995 mm

Height

450 mm

Depth

595 mm

CONSUMPTION AND CONNECTION FEATURES

Maximum consumption

230 W

Voltage

220-240V

Frequency

50-60Hz

Plug type

Schuko

MOTOR TECHNICAL SHEET

Maximum capacity

480 m³/h

I.E.C. 61591

Maximum noise level

65 dB(A)re1pW

I.E.C.60704-2-13

Maximum pressure (Pa)

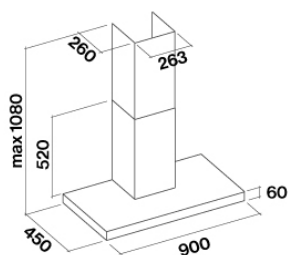
500 Pa

Max. motor power

180 W

ENERGY CLASS

B



MERCURIO EVO

Version

Mercurio EVO - 90 cm - 600
m³/h

Collection

Design

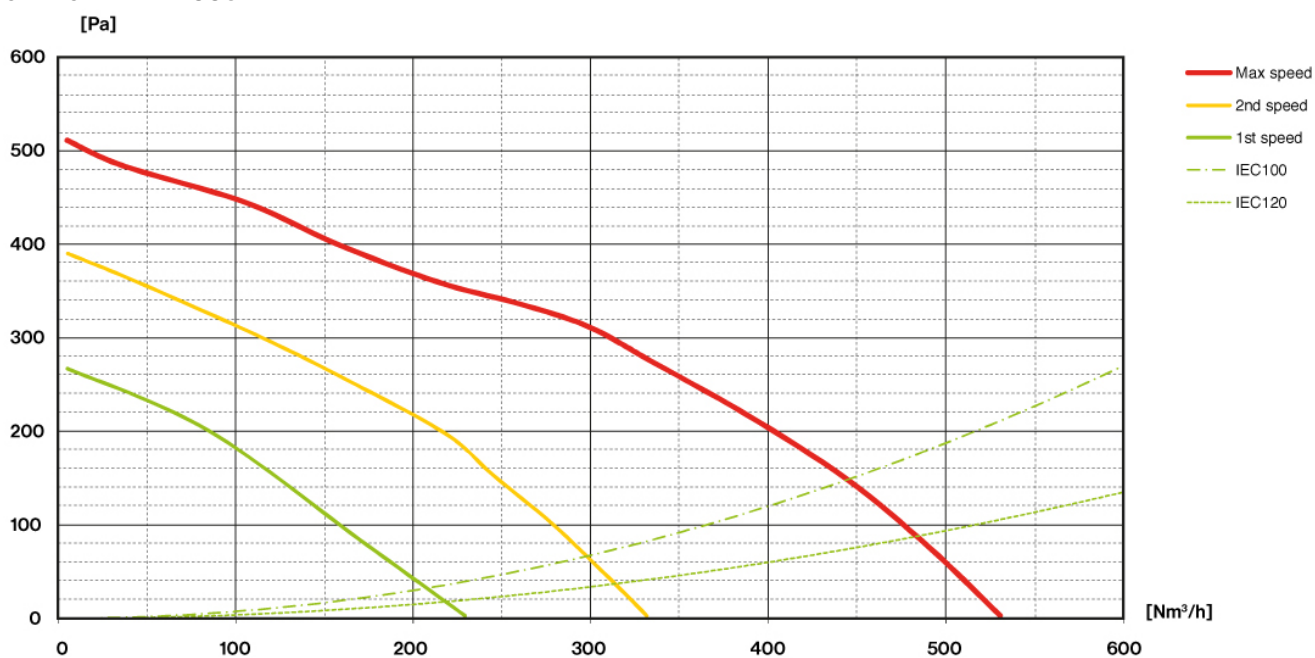
EAN code

8034122363158

MOTOR TECHNICAL SHEET

Motor speed	1	2	3
Noise level dB(A) _{re1pW-I.E.C.60704-2-13}	49	58	65
Capacity (m ³ /h) I.E.C.61591	220	320	480
Maximum pressure (Pa)	270	400	500
Motor Power (W)	100	130	180
Air outlet	120	120	120

CAPACITY / PRESSURE



MERCURIO EVO

Version

Mercurio EVO - 90 cm - 600 m3/h

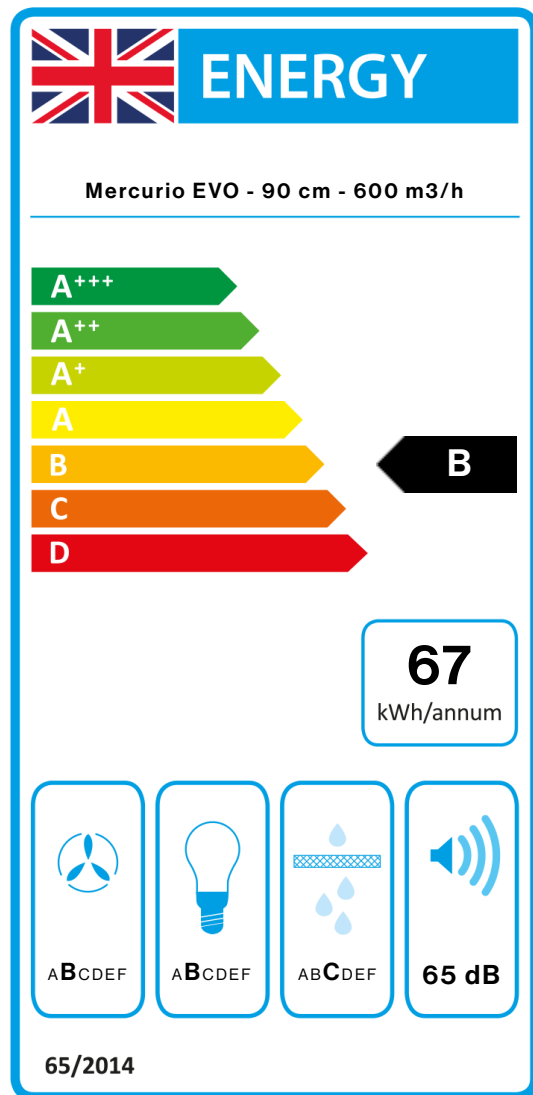
Collection

Design

EAN code

8034122363158

ENERGY LABEL



PF		
S	Falmec Spa	
M	Mercurio EVO - 90 cm - 600 m3/h	
AEC	67,4	kWh/a
EEC	B	
FDE	23,2	
FDEC	B	
LE	27,9	
LEC	B	
GFE	80,0	
GFEC	C	
Qmin	240,0	m ³ /h
Qmax	580,0	m ³ /h
Qboost	580,0	m ³ /h
SPEmin	47	dBa
SPEmax	65	dBa
SPEboost	-	dBa
PO	-	W
PS	0,48	W
PI		
F	1.2	
EEL	68,8	
Qbep	360,0	m ³ /h
Pbep	337	Pa
Qboost	580,0	m ³ /h
Wbep	145,0	W
WL	5,30	W
Emiddle	148	lex
Lwa-SPEmax	65	dBa

PF_Product fiche according to 65/2014 S_Supplier name / M_Model identification / AEC_Annual Energy Consumption (AEC hood) / EEC_Energy Efficiency class / FDE_Fluid Dynamic Efficiency (FDE hood) / FDEC_Fluid Dynamic Efficiency class / LE_Lighting Efficiency (LE hood) / LEC_Lighting Efficiency class / GFE_Grease Filtering Efficiency / GFEC_Grease Filtering Efficiency class / Qmin_Air flow (in m³/h) at min speed in normal use / Qmax_Air flow (in m³/h) at max speed in normal use / Qboost_Air flow (in m³/h) at intensive or boost setting (max air-flow) / SPEmin_Airborne acoustical A-weighted sound power emissions at min speed in normal use / SPEmax_Airborne acoustical A-weighted sound power emissions at max speed in normal use / SPEboost_Airborne acoustical A-weighted sound power emissions (in dB) at intensive or boost setting / PO_Power consumption in off mode (Po) / Ps_Power consumption in stand by mode (Ps). **PI_Additional information according to 66/2014** F_Time increase factor / EEL_Energy Efficiency Index / Qbep_Measured air flow rate at best efficiency point / Pbep_Measured air pressure at best efficiency point / Qboost_Maximum air flow / Wbep_Measured electric power input at best efficiency point / WL_Nominal power of the lighting system / Emiddle_Average illumination of the lighting system on the cooking surface / Lwa-SPEmax_Sound pressure level at the highest speed.