

POLAR GOLD

Version

Wall - 35 cm - Gold - 800 m³/h


Designer

Collection

Design

EAN code

8034122361239



*Photograph is for information purposes only
It may not correspond to the selected version.*

FEATURES

Electronic control

LED lighting

Top filter, removable and washable

TECHNICAL FEATURES

Installation type

Wall

Dimensions

35 cm

Finishing

Painted steel Gold

Motor

800 m³/h

Type of control

Electronic control

Speed

3 + boost

Lighting

Led 3x1,2 W - 3200 K

Charcoal filter

Round charcoal filter Ø170 mm -
Type 6 (optional)

Minimum distance

Gas hob: 60 cm

Electric hob: 52 cm

PACKAGING:WEIGHTS AND VOLUMES

Gross weight

20.4 kg

Net weight

16.4 kg

Volumes

0.3 m³

Packaging size

Length

995 mm

Height

500 mm

Depth

595 mm

CONSUMPTION AND CONNECTION FEATURES

Maximum consumption

280 W

Voltage

220-240V

Frequency

50-60Hz

Plug type

Shuko

MOTOR TECHNICAL SHEET

Maximum capacity

710 m³/h

I.E.C. 61591

Maximum noise level

67 dB(A)re1pW

I.E.C.60704-2-13

Maximum pressure (Pa)

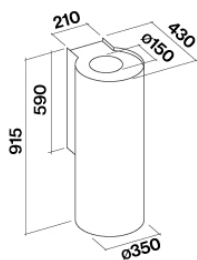
500 Pa

Max. motor power

215 W

ENERGY CLASS

B



POLAR GOLD

Version

Wall - 35 cm - Gold - 800 m³/h

Designer

Collection

Design

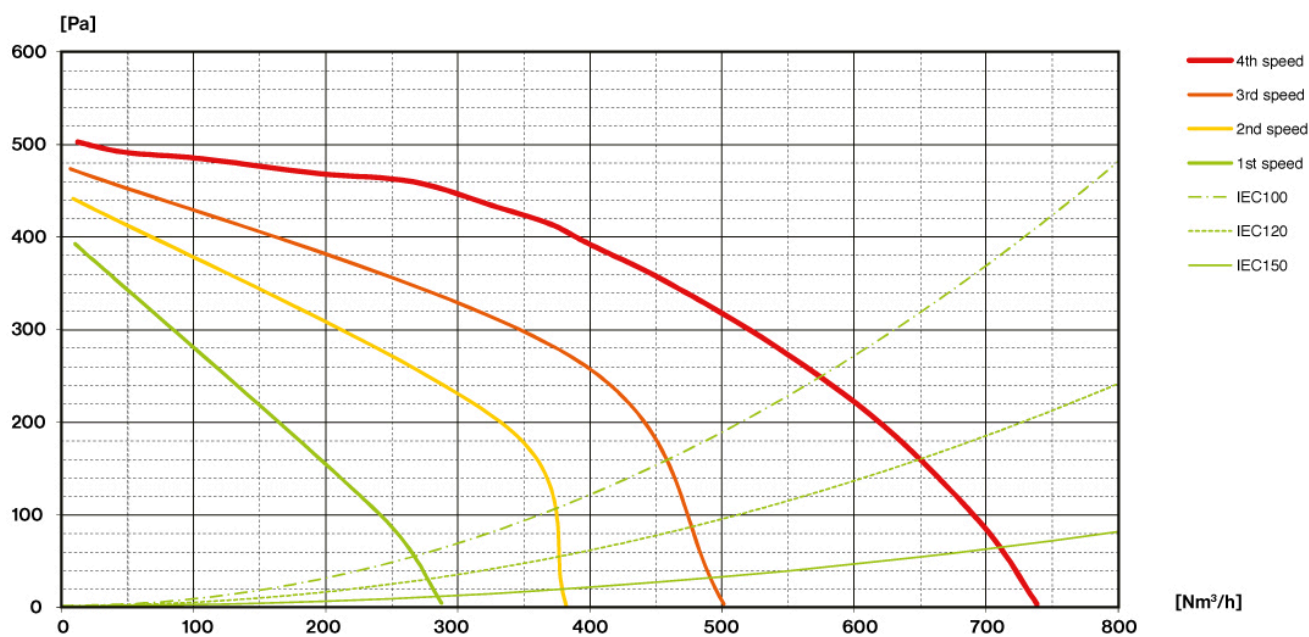
EAN code

8034122361239

MOTOR TECHNICAL SHEET

Motor speed	1	2	3	4
Noise level dB(A) _{re1pW-I.E.C.60704-2-13}	48	54	61	67
Capacity (m ³ /h) I.E.C.61591	290	380	490	710
Maximum pressure (Pa)	400	450	480	500
Power (W)	134	156	180	215
Air outlet	150	150	150	150

CAPACITY / PRESSURE



POLAR GOLD

Version

Wall - 35 cm - Gold - 800 m3/h

Designer

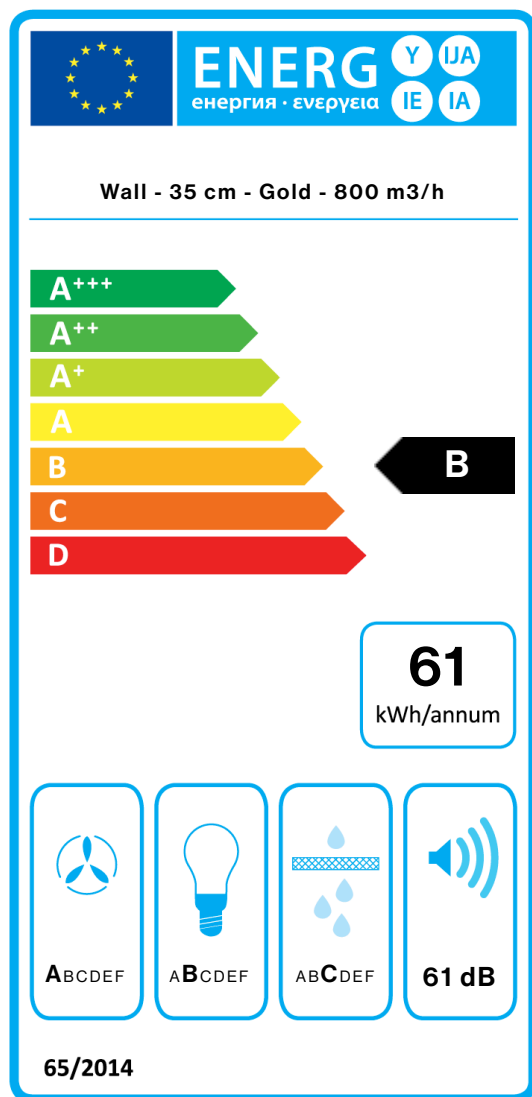
Collection

Design

EAN code

8034122361239

ENERGY LABEL



PF		
S	Falmec Spa	
M	Wall - 35 cm - Gold - 800 m3/h	
AEC	61,4	kWh/a
EEC	B	
FDE	28,1	
FDEC	A	
LE	24,2	
LEC	B	
GFE	76,0	
GFEC	C	
Qmin	290,0	m ³ /h
Qmax	490,0	m ³ /h
Qboost	710,0	m ³ /h
SPEmin	48	dBa
SPEmax	61	dBa
SPEboost	67	dBa
PO	-	W
PS	0,48	W
PI		
F	1	
EEl	59,6	
Qbep	371,0	m ³ /h
Pbep	412	Pa
Qboost	710,0	m ³ /h
Wbep	151,0	W
WL	8,60	W
Emiddle	208	lux
Lwa-SPEmax	61	dBa

PF_Product fiche according to 65/2014 S_Supplier name / M_Model identification / AEC_Annual Energy Consumption (AEC hood) / EEC_Energy Efficiency class / FDE_Fluid Dynamic Efficiency (FDE hood) / FDEC_Fluid Dynamic Efficiency class / LE_Lighting Efficiency (LE hood) / LEC_Lighting Efficiency class / GFE_Grease Filtering Efficiency / GFEC_Grease Filtering Efficiency class / Qmin_Air flow (in m³/h) at min speed in normal use / Qmax_Air flow (in m³/h) at max speed in normal use / Qboost_Air flow (in m³/h) at intensive or boost setting (max air-flow) / SPEmin_Airborne acoustical A-weighted sound power emissions at min speed in normal use / SPEmax_Airborne acoustical A-weighted sound power emissions at max speed in normal use / SPEboost_Airborne acoustical A-weighted sound power emissions (in dB) at intensive or boost setting / PO_Power consumption in off mode (Po) / Ps_Power consumption in stand by mode (Ps). **PI_Additional information according to 66/2014** F_Time increase factor / EEl_Energy Efficiency Index / Qbep_Measured air flow rate at best efficiency point / Pbep_Measured air pressure at best efficiency point / Qboost_Maximun air flow / Wbep_Measured electric power input at best efficiency point / WL_Nominal power of the lighting system / Emiddle_Average illumination of the lighting system on the cooking surface / Lwa=SPEmax_Sound pressure level at the highest speed.