

## VIRGOLA BLACK NO-DROP

### Versiune

Built-in - 90 cm - 800 m<sup>3</sup>/h

### Colectie

Design

### Cod EAN

8034122361437



Fotografie cu caracter strict orientativ  
Aceasta poate sa nu corespunda versiunii selectate

### CARACTERISTICI

Sticla curbata tratata termic  
Control electronic  
Filtru de grasime metalic,  
detasabil si lavabil  
Optional - filtru de carbon  
Optional - masca pentru  
tubulatura  
Dynamic LED Light (2700K -  
5600K)

Availability Carbon.Zeo filter  
KACL.961 for hoods produced  
from 12/01/2020

### ACCESORII OPTIONALE

#### KACL.107

Sticla raft 90 cm

#### KACL.954

Cellular charcoal filter (for  
Virgola No-Drop hoods  
<08/06/2020)

#### KCVJN.00#3

Masca telescopica pentru  
tubulatura h 185 + h 185

#### KCVJN.01#3

Masca pentru tubulatura h 120  
mm

### CARACTERISTICI TEHNICE

#### Tip de instalare

Incorporata

#### Dimensiuni

90 cm

#### Finisaj

Painted black steel

#### Motor

800 m<sup>3</sup>/h

#### Tipul panoului de control

Control electronic

#### Setari de viteza

4

#### Iluminare

Led 2x1,2 W - 2700 K / 5600 K

#### Distanta minima

Plita cu gaz: 52 cm

Plita electrica: 52 cm

### AMBALARE: GREUTATE SI VOLUM

#### Greutate bruta

17.6 kg

#### Greutate neta

13.8 kg

#### Volum

0.19 m<sup>3</sup>

#### Dimensiuni ambalaj

Lungime

995 mm

Inaltime

410 mm

Adancime

465 mm

### CARACTERISTICI CONSUM SI CONEXIUNE

#### Consum maxim

280 W

#### Curent

220-240V

#### Frecventa

50-60Hz

#### FISA TEHNICA MOTOR

##### Capacitate maxima

670 m<sup>3</sup>/h

I.E.C. 61591

##### Nivel de zgomot maxim

67 dB(A)re1pW

I.E.C.60704-2-13

##### Presiune maxima (Pa)

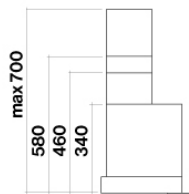
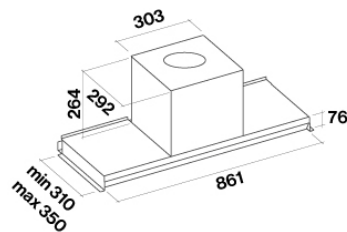
500 Pa

##### Putere maxima motor

215 W

#### CLASA DE ENERGIE

B



## VIRGOLA BLACK NO-DROP

### Versiune

Built-in - 90 cm - 800 m<sup>3</sup>/h

### Colectie

Design

### Cod EAN

8034122361437

## FISA TEHNICA MOTOR

Viteza motorului	1	2	3	4
Nivel de zgomot dB(A)re1pW-I.E.C.60704-2-13	49	55	61	67
Capacitate (m <sup>3</sup> /h) I.E.C.61591	270	360	470	670
Presiune maxima (Pa)	390	420	460	500
Putere motor (W)	134	156	180	215
Evacuare aer	150	150	150	150

## CAPACITATE/ PRESIUNE



## VIRGOLA BLACK NO-DROP

### Versiune

Built-in - 90 cm - 800 m3/h

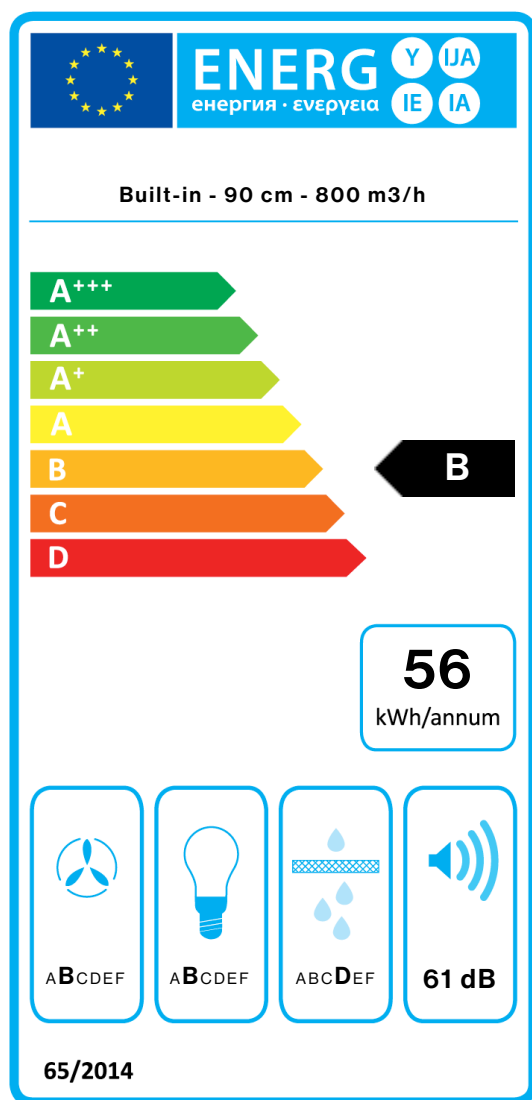
### Colectie

Design

### Cod EAN

8034122361437

## ETICHETA DE ENERGIE



PF		
S	Falmec Spa	
M	Built-in - 90 cm - 800 m3/h	
AEC	55,7	kWh/a
EEC	B	
FDE	26,4	
FDEC	B	
LE	27,9	
LEC	B	
GFE	70,0	
GFEC	D	
Qmin	250,0	m <sup>3</sup> /h
Qmax	480,0	m <sup>3</sup> /h
Qboost	620,0	m <sup>3</sup> /h
SPEmin	49	dBa
SPEmax	61	dBa
SPEboost	66	dBa
PO	-	W
PS	0,48	W
PI		
F	1	
EEI	57,8	
Qbep	364,0	m <sup>3</sup> /h
Pbep	371	Pa
Qboost	620,0	m <sup>3</sup> /h
Wbep	142,0	W
WL	5,30	W
Emiddle	148	lex
Lwa-SPEmax	61	dBa