

VIRGOLA BLACK NO-DROP

Versiune

Built-in - 60 cm - 800 m³/h

Colectie

Design

Cod EAN

8034122361413



Fotografie cu caracter strict orientativ
Aceasta poate sa nu corespunda versiunii selectate

CARACTERISTICI

Sticla curbata tratata termic
Control electronic
Filtru de grasime metalic,
detasabil si lavabil
Optional - filtru de carbon
Optional - masca pentru
tubulatura
Dynamic LED Light (2700K -
5600K)

Availability Carbon.Zeo filter
KACL.961 for hoods produced
from 12/01/2020

ACCESORII OPTIONALE

KACL.106

Sticla raft 60 cm

KACL.954

Cellular charcoal filter (for
Virgola No-Drop hoods
<08/06/2020)

KCVJN.00#3

Masca telescopica pentru
tubulatura h 185 + h 185

KCVJN.01#3

Masca pentru tubulatura h 120
mm

CARACTERISTICI TEHNICE

Tip de instalare

Incorporata

Dimensiuni

60 cm

Finisaj

Painted black steel

Motor

800 m³/h

Tipul panoului de control

Control electronic

Setari de viteza

4

Iluminare

Led 2x1,2 W - 2700 K / 5600 K

Distanta minima

Plita cu gaz: 52 cm

Plita electrica: 52 cm

AMBALARE: GREUTATE SI VOLUM

Greutate bruta

13.6 kg

Greutate neta

10.7 kg

Volum

0.13 m³

Dimensiuni ambalaj

Lungime

705 mm

Inaltime

410 mm

Adancime

465 mm

CARACTERISTICI CONSUM SI CONEXIUNE

Consum maxim

280 W

Curent

220-240V

Frecventa

50-60Hz

FISA TEHNICA MOTOR

Capacitate maxima

670 m³/h

I.E.C. 61591

Nivel de zgomot maxim

67 dB(A)re1pW

I.E.C.60704-2-13

Presiune maxima (Pa)

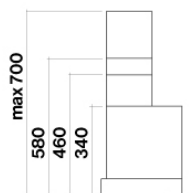
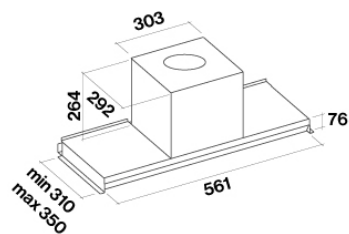
500 Pa

Putere maxima motor

215 W

CLASA DE ENERGIE

B



VIRGOLA BLACK NO-DROP

Versiune

Built-in - 60 cm - 800 m³/h

Colectie

Design

Cod EAN

8034122361413

FISA TEHNICA MOTOR

| Viteza motorului | 1 | 2 | 3 | 4 |
|--|-----|-----|-----|-----|
| Nivel de zgomot dB(A)re1pW-I.E.C.60704-2-13 | 49 | 55 | 61 | 67 |
| Capacitate (m ³ /h) I.E.C.61591 | 270 | 360 | 470 | 670 |
| Presiune maxima (Pa) | 390 | 420 | 460 | 500 |
| Putere motor (W) | 134 | 156 | 180 | 215 |
| Evacuare aer | 150 | 150 | 150 | 150 |

CAPACITATE/ PRESIUNE



VIRGOLA BLACK NO-DROP

Versiune

Built-in - 60 cm - 800 m3/h

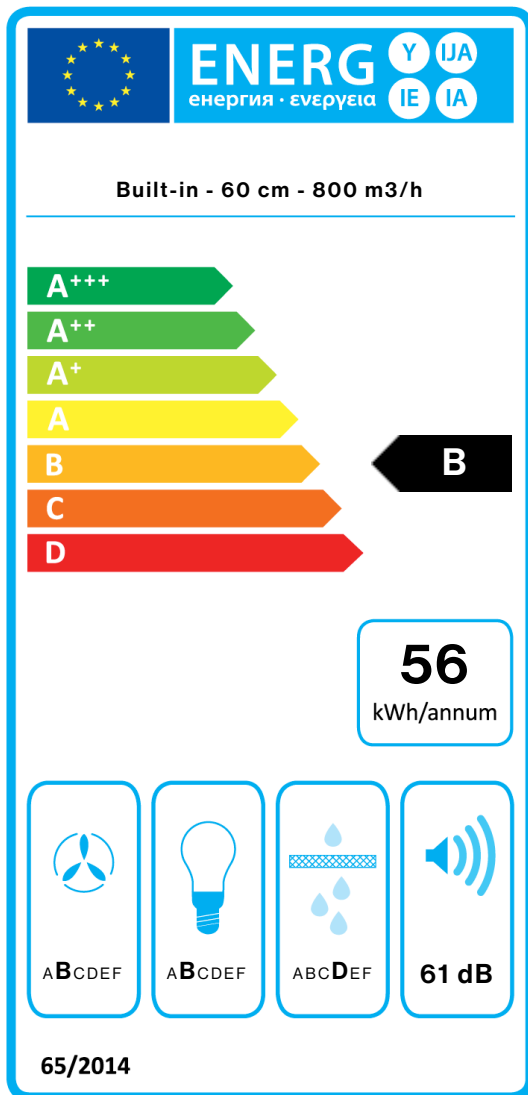
Colectie

Design

Cod EAN

8034122361413

ETICHETA DE ENERGIE



| PF | | |
|-------------------|-----------------------------|-------------------|
| S | Falmec Spa | |
| M | Built-in - 60 cm - 800 m3/h | |
| AEC | 55,7 | kWh/a |
| EEC | B | |
| FDE | 26,4 | |
| FDEC | B | |
| LE | 27,9 | |
| LEC | B | |
| GFE | 70,0 | |
| GFEC | D | |
| Qmin | 250,0 | m ³ /h |
| Qmax | 480,0 | m ³ /h |
| Qboost | 620,0 | m ³ /h |
| SPEmin | 49 | dBa |
| SPEmax | 61 | dBa |
| SPEboost | 66 | dBa |
| PO | - | W |
| PS | 0,48 | W |
| PI | | |
| F | 1 | |
| EEI | 57,0 | |
| Qbep | 364,0 | m ³ /h |
| Pbep | 371 | Pa |
| Qboost | 620,0 | m ³ /h |
| Wbep | 142,0 | W |
| WL | 5,30 | W |
| Emiddle | 148 | lex |
| Lwa-SPEmax | 61 | dBa |