

VIRGOLA NO-DROP

Version

Built-in - 60 cm - 800 m3/h

Collection

Design

EAN code

8034122361406



*The photograph is purely for information
It may not correspond to the selected version.*

FEATURES

Tempered turning glass
Electronic control
Metallic grease filter,
removable and washable
Optional charcoal filter
Optional Chimney
Dynamic LED Light (2700K -
5600K)
No-Drop patented anti-
condensation system

Availability Carbon.Zeo filter
KACL.961 for hoods produced
from 12/01/2020

OPTIONAL ACCESSORIES

KACL.106

Glass shelf 60 cm

KACL.954

Cellular charcoal filter (for
Virgola No-Drop hoods
<08/06/2020)

KACL.960

Charcoal filter

KCVJN.00#3

Telescopic chimney h 185 + h 185

KCVJN.01#3

Chimney h 120 mm

TECHNICAL FEATURES

Installation type

Built-in

Dimensions

60 cm

Finishing

Scotch brite stainless steel

Motor

800 m³/h

Type of control

Electronic control

Speed settings

4

Lighting

Led 2x1,2 W - 2700 K / 5600 K

Minimum distance

Gas hob: 52 cm

Electric hob: 52 cm

PACKAGING:WEIGHTS AND VOLUMES

Gross weight

13.6 kg

Net weight

10.7 kg

Volumes

0.13 m³

Packaging size

Length

705 mm

Height

410 mm

Depth

465 mm

CONSUMPTION AND CONNECTION FEATURES

Maximum consumption

280 W

Voltage

220-240V

Frequency

50-60Hz

MOTOR TECHNICAL SHEET

Maximum capacity

670 m³/h

I.E.C. 61591

Maximum noise level

67 dB(A)re1pW

I.E.C.60704-2-13

Maximum pressure (Pa)

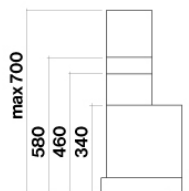
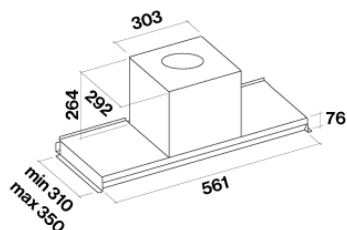
500 Pa

Max. motor power

215 W

ENERGY CLASS

B



VIRGOLA NO-DROP

Version

Built-in - 60 cm - 800 m³/h

Collection

Design

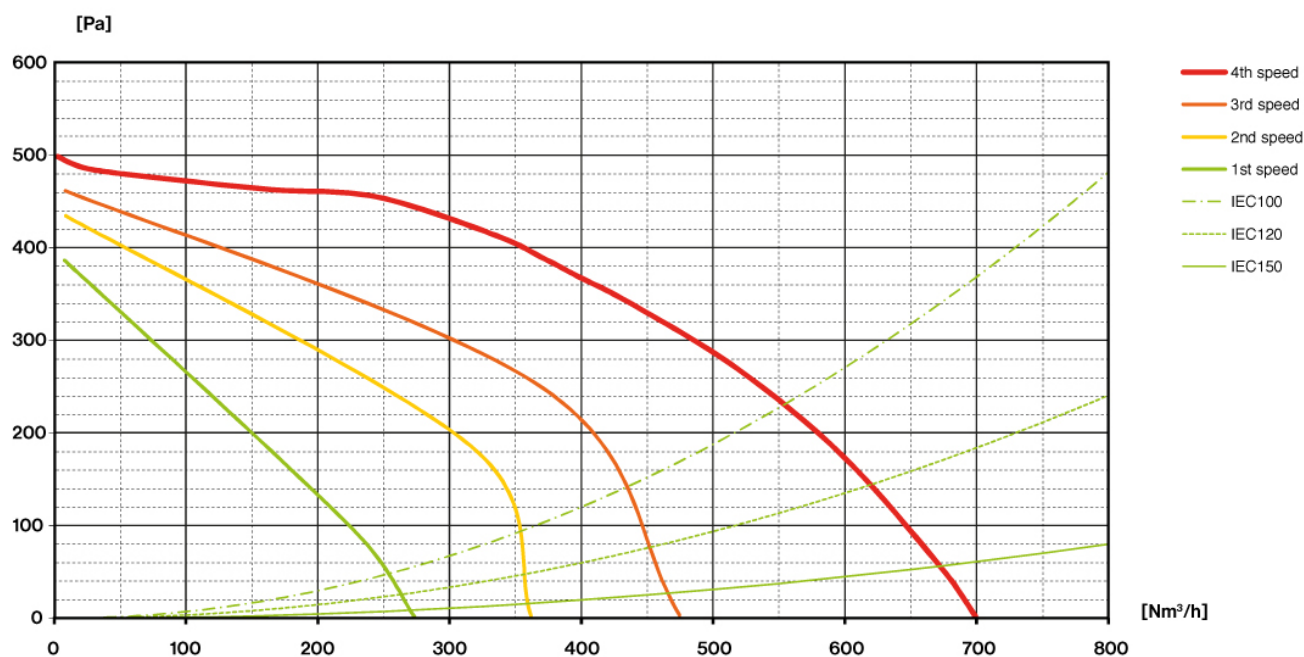
EAN code

8034122361406

MOTOR TECHNICAL SHEET

Motor speed	1	2	3	4
Noise level dB(A) _{re1pW-I.E.C.60704-2-13}	49	55	61	67
Capacity (m ³ /h) I.E.C.61591	270	360	470	670
Maximum pressure (Pa)	390	420	460	500
Motor Power (W)	134	156	180	215
Air outlet	150	150	150	150

CAPACITY / PRESSURE



VIRGOLA NO-DROP

Version

Built-in - 60 cm - 800 m3/h

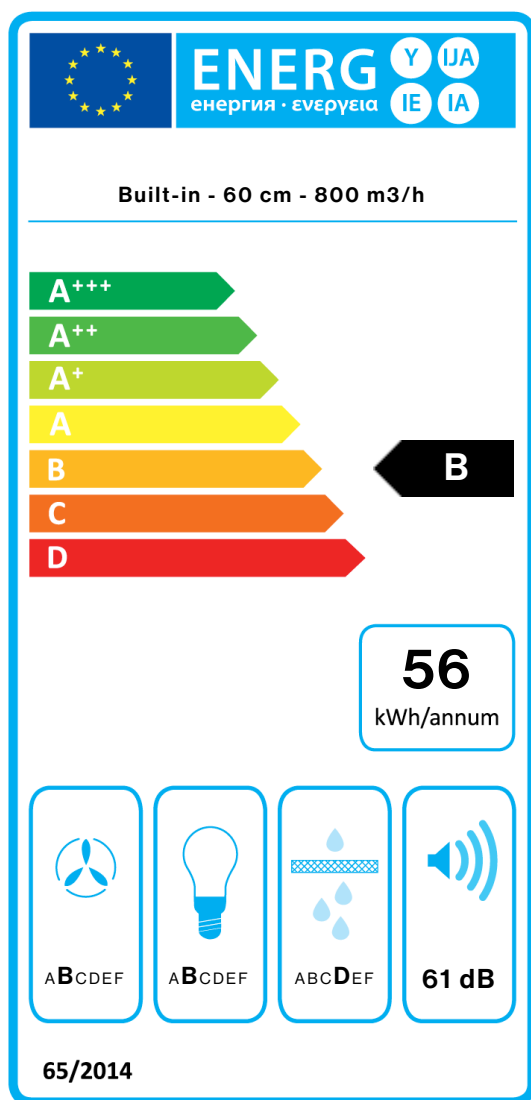
Collection

Design

EAN code

8034122361406

ENERGY LABEL



PF		
S	Falmec Spa	
M	Built-in - 60 cm - 800 m3/h	
AEC	55,7	kWh/a
EEC	B	
FDE	26,4	
FDEC	B	
LE	27,9	
LEC	B	
GFE	70,0	
GFEC	D	
Qmin	250,0	m ³ /h
Qmax	480,0	m ³ /h
Qboost	620,0	m ³ /h
SPEmin	49	dBa
SPEmax	61	dBa
SPEboost	66	dBa
PO	-	W
PS	0,48	W
PI		
F	1	
EEL	57,0	
Qbep	364,0	m ³ /h
Pbep	371	Pa
Qboost	620,0	m ³ /h
Wbep	142,0	W
WL	5,30	W
Emiddle	148	lux
Lwa-SPEmax	61	dBa

PF_Product fiche according to 65/2014 S_Supplier name / M_Model identification / AEC_Annual Energy Consumption (AEC hood) / EEC_Energy Efficiency class / FDE_Fluid Dynamic Efficiency (FDE hood) / FDEC_Fluid Dynamic Efficiency class / LE_Lighting Efficiency (LE hood) / LEC_Lighting Efficiency class / GFE_Grease Filtering Efficiency / GFEC_Grease Filtering Efficiency class / Qmin_Air flow (in m³/h) at min speed in normal use / Qmax_Air flow (in m³/h) at max speed in normal use / Qboost_Air flow (in m³/h) at intensive or boost setting (max air-flow) / SPEmin_Airborne acoustical A-weighted sound power emissions at min speed in normal use / SPEmax_Airborne acoustical A-weighted sound power emissions at max speed in normal use / SPEboost_Airborne acoustical A-weighted sound power emissions (in dB) at intensive or boost setting / PO_Power consumption in off mode (Po) / Ps_Power consumption in stand by mode (Ps). **PI_Additional information according to 66/2014** F_Time increase factor / EEL_Energy Efficiency Index / Qbep_Measured air flow rate at best efficiency point / Pbep_Measured air pressure at best efficiency point / Qboost_Maximum air flow / Wbep_Measured electric power input at best efficiency point / WL_Nominal power of the lighting system / Emiddle_Average illumination of the lighting system on the cooking surface / Lwa=SPEmax_Sound pressure level at the highest speed.