

VIRGOLA NO-DROP

Versiune

Built-in - 120 cm - 800 m³/h

Colectie

Design

Cod EAN

8034122361383



Fotografie cu caracter strict orientativ
Aceasta poate sa nu corespunda versiunii selectate

CARACTERISTICI

Sticla curbata tratata termic
Control electronic
Filtru de grasime metalic,
detasabil si lavabil
Optional - filtru de carbon
Optional - masca pentru
tubulatura
Dynamic LED Light (2700K -
5600K)
No-Drop patented anti-
condensation system

Availability Carbon.Zeo filter
KACL.961 for hoods produced
from 12/01/2020

ACCESORII OPTIONALE

KACL.108

Sticla raft 120 cm

KACL.954

Cellular charcoal filter (for
Virgola No-Drop hoods
<08/06/2020)

KCVJN.00#3

Masca telescopica pentru
tubulatura h 185 + h 185

KCVJN.01#3

Masca pentru tubulatura h 120
mm

CARACTERISTICI TEHNICE

Tip de instalare

Incorporata

Dimensiuni

120 cm

Finisaj

Scotch brite stainless steel

Motor

800 m³/h

Tipul panoului de control

Control electronic

Setari de viteza

4

Iluminare

Led 4x1,2 W - 2700 K / 5600 K

Distanta minima

Plita cu gaz: 52 cm

Plita electrica: 52 cm

AMBALARE: GREUTATE SI VOLUM

Greutate bruta

21 kg

Greutate neta

16.5 kg

Volum

0.25 m³

Dimensiuni ambalaj

Lungime

1295 mm

Inaltime

410 mm

Adancime

465 mm

CARACTERISTICI CONSUM SI CONEXIUNE

Consum maxim

280 W

Curent

220-240V

Frecventa

50-60Hz

FISA TEHNICA MOTOR

Capacitate maxima

670 m³/h

I.E.C. 61591

Nivel de zgomot maxim

67 dB(A)re1pW

I.E.C.60704-2-13

Presiune maxima (Pa)

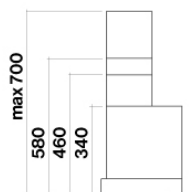
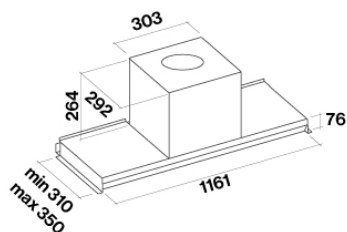
500 Pa

Putere maxima motor

215 W

CLASA DE ENERGIE

B



VIRGOLA NO-DROP

Versiune

Built-in - 120 cm - 800 m³/h

Colectie

Design

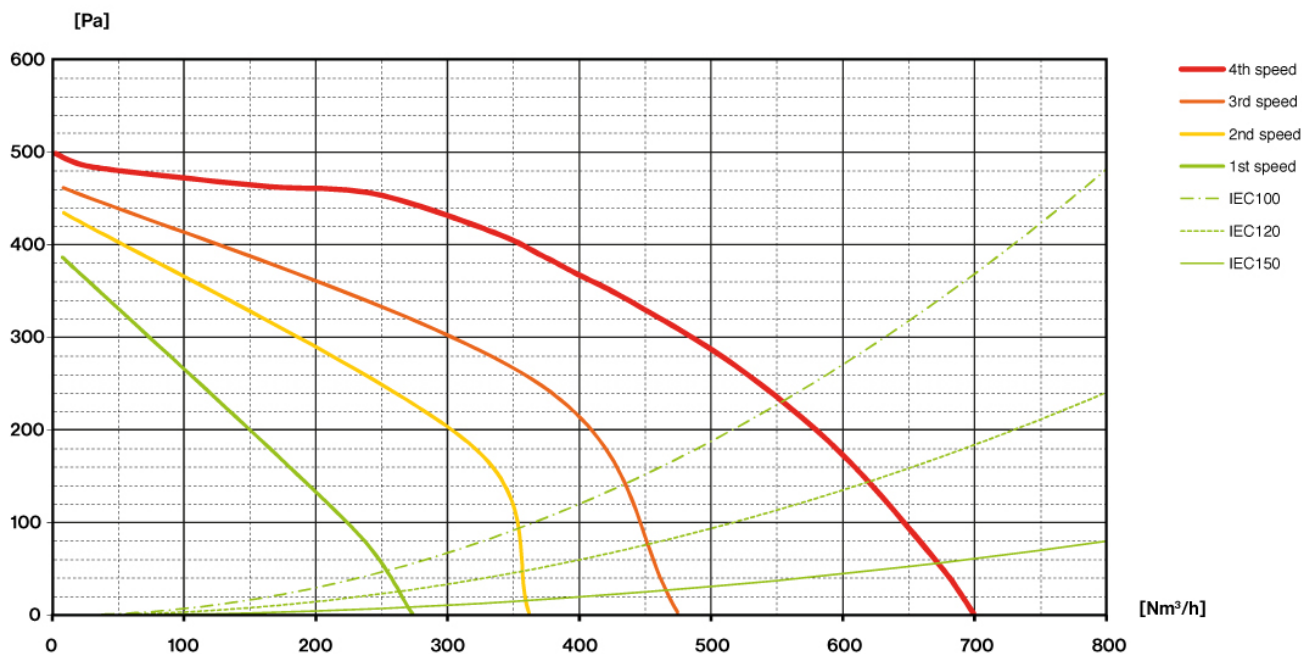
Cod EAN

8034122361383

FISA TEHNICA MOTOR

Viteza motorului	1	2	3	4
Nivel de zgomot dB(A)re1pW-I.E.C.60704-2-13	49	55	61	67
Capacitate (m ³ /h) I.E.C.61591	270	360	470	670
Presiune maxima (Pa)	390	420	460	500
Putere motor (W)	134	156	180	215
Evacuare aer	150	150	150	150

CAPACITATE/ PRESIUNE



VIRGOLA NO-DROP

Versiune

Built-in - 120 cm - 800 m3/h

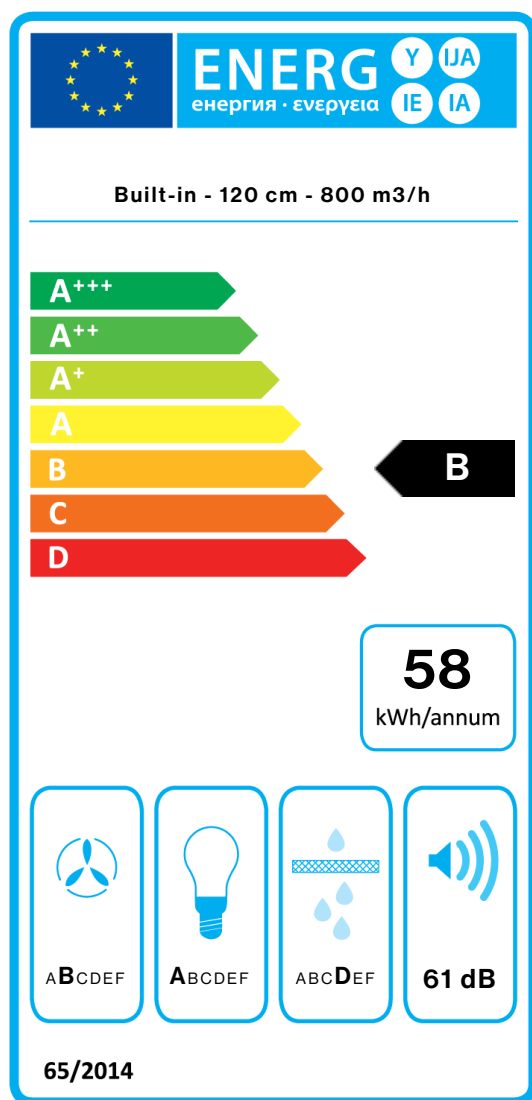
Colectie

Design

Cod EAN

8034122361383

ETICHETA DE ENERGIE



PF		
S	Falmec Spa	
M	Built-in - 120 cm - 800 m3/h	
AEC	58,1	kWh/a
EEC	B	
FDE	26,4	
FDEC	B	
LE	31,4	
LEC	A	
GFE	70,0	
GFEC	D	
Qmin	250,0	m ³ /h
Qmax	480,0	m ³ /h
Qboost	620,0	m ³ /h
SPEmin	49	dBa
SPEmax	61	dBa
SPEboost	66	dBa
PO	-	W
PS	0,48	W
PI		
F	1	
EEl	59,2	
Qbep	364,0	m ³ /h
Pbep	371	Pa
Qboost	620,0	m ³ /h
Wbep	142,0	W
WL	8,60	W
Emiddle	270	lex
Lwa-SPEmax	61	dBa