

SINTESI

Version

Sintesi Black - 600 m³/h

Collection

Cooking systems

EAN code

8034122900278



*The photograph is purely for information
It may not correspond to the selected version.*

FEATURES

4 cooking zones with automatic pots recognition
Residual heat indicators
Keep warm function: maximum temperature 70°
9 cooking levels + Power function (Over Boost)
Pot detector sensor
Timer / minute minder
Safety switch-off / safety lock function
Pause function
Flex Surface technology
Double Bridge Function
Automatic shut-off timer
Power management system on three levels: 2.8 kw, 3.5 kw, 7.4 kw
Brushless Motor
Touch control with LED display
Carbon.Zeo/Metallic filter maintenance warning

OPTIONAL ACCESSORIES

KACL.930

Kit filters Carbon.Zeo

KACL.931

Filters Carbon.Zeo - Spare

KACL.951

KACL.951 Underbase Slim filter unit (h60mm)

KACL.952

Filter replacement (underbase Slim filter unit - h60mm)

KACL.955

Base grid (underbase Slim filter unit - h60mm)

TECHNICAL FEATURES

Installation type

Worktop

Dimensions

88x51 cm

Finishing

Schott black glass
Black stainless steel frame

Motor

600 m³/h

Type of control

Touch control

Speed settings

9

PACKAGING:WEIGHTS AND VOLUMES

Gross weight

35.2 kg

Net weight

28.8 kg

Volumes

0.28 m³

Packaging size

Length

980 mm

Height

365 mm

Depth

780 mm

CONSUMPTION AND CONNECTION FEATURES

Maximum consumption

7560 W

Voltage

220-240V

Frequency

50-60Hz

ENERGY CLASS

A++

SINTESI

Version

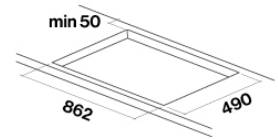
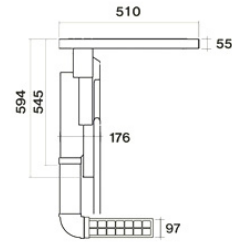
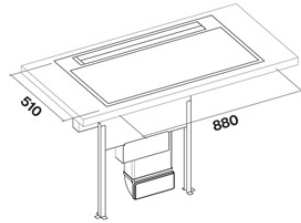
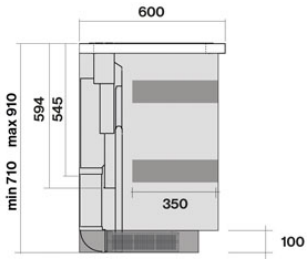
Sintesi Black - 600 m3/h

Collection

Cooking systems

EAN code

8034122900278



Drawers measurement

Side view

SINTESI

Version

Sintesi Black - 600 m3/h

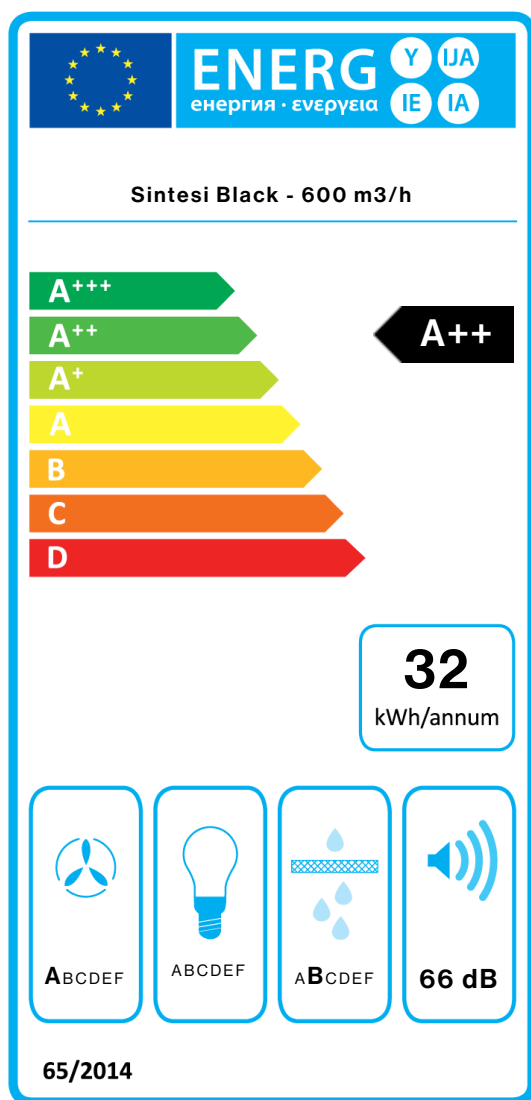
Collection

Cooking systems

EAN code

8034122900278

ENERGY LABEL



PF		
S	Falmec Spa	
M	Sintesi Black - 600 m3/h	
AEC	31,5	kWh/a
EEC	A++	
FDE	37,7	
FDEC	A	
LE	0,0	
LEC		
GFE	87,0	
GFEC	B	
Qmin	260,0	m ³ /h
Qmax	480,0	m ³ /h
Qboost	520,0	m ³ /h
SPEmin	48	dBa
SPEmax	66	dBa
SPEboost	69	dBa
PO	-	W
PS	0,48	W
PI		
F	0.6	
EEL	33,3	
Qbep	312,0	m ³ /h
Pbep	627	Pa
Qboost	520,0	m ³ /h
Wbep	144,0	W
WL	0,00	W
Emiddle	0	lex
Lwa-SPEmax	66	dBa

PF_Product fiche according to 65/2014 S_Supplier name / M_Model identification / AEC_Annual Energy Consumption (AEC hood) / EEC_Energy Efficiency class / FDE_Fluid Dynamic Efficiency (FDE hood) / FDEC_Fluid Dynamic Efficiency class / LE_Lighting Efficiency (LE hood) / LEC_Lighting Efficiency class / GFE_Grease Filtering Efficiency / GFEC_Grease Filtering Efficiency class / Qmin_Air flow (in m³/h) at min speed in normal use / Qmax_Air flow (in m³/h) at max speed in normal use / Qboost_Air flow (in m³/h) at intensive or boost setting (max air-flow) / SPEmin_Airborne acoustical A-weighted sound power emissions at min speed in normal use / SPEmax_Airborne acoustical A-weighted sound power emissions at max speed in normal use / SPEboost_Airborne acoustical A-weighted sound power emissions (in dB) at intensive or boost setting / PO_Power consumption in off mode (Po) / Ps_Power consumption in stand by mode (Ps). **PI_Additional information according to 66/2014** F_Time increase factor / EEL_Energy Efficiency Index / Qbep_Measured air flow rate at best efficiency point / Pbep_Measured air pressure at best efficiency point / Qboost_Maximum air flow / Wbep_Measured electric power input at best efficiency point / WL_Nominal power of the lighting system / Emiddle_Average illumination of the lighting system on the cooking surface / Lwa=SPEmax_Sound pressure level at the highest speed.