

## VERSO NRS

### Version

Verso NRS 85 black

### Collection

Silence - NRS

### EAN code

8034122360546



The photograph is purely for information  
It may not correspond to the selected version.

## FEATURES

**NRS technology for a quieter kitchen**  
**Touch control + 24 h function**  
**Metallic grease filter, removable and washable**  
**Opening frontal**  
**Dynamic LED Light (2700K - 5600K)**  
**Double suction area (frontal and lower)**

## OPTIONAL ACCESSORIES

### KACL.959

KACL.959 High performance filter

## TECHNICAL FEATURES

**Installation type**  
Wall

**Dimensions**  
85 cm

**Finishing**  
Black tempered glass

**Motor**  
800 m<sup>3</sup>/h

**Type of control**  
Touch control

**Lighting**  
Led 2x1,2 W - 2700 K / 5600 K

**Minimum distance**  
Gas hob: 57 cm  
Electric hob: 52 cm

## PACKAGING:WEIGHTS AND VOLUMES

**Gross weight**  
39.4 kg

**Net weight**  
32.8 kg

**Volumes**  
0.5 m<sup>3</sup>

**Packaging size**  
Length  
1030 mm  
Height  
495 mm  
Depth  
975 mm

## CONSUMPTION AND CONNECTION FEATURES

**Maximum consumption**  
280 W

**Voltage**  
220-240V

**Frequency**  
50-60Hz

## MOTOR TECHNICAL SHEET

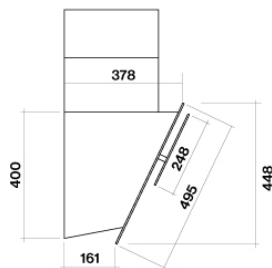
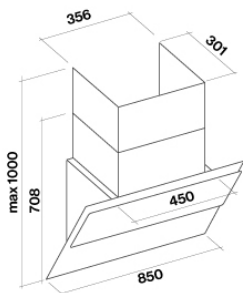
**Maximum capacity**  
610 m<sup>3</sup>/h  
I.E.C. 61591

**Maximum noise level**  
55 dB(A)re1pW  
I.E.C.60704-2-13

**Maximum pressure (Pa)**  
582 Pa

**Max. motor power**  
224 W

**ENERGY CLASS**  
B



## VERSO NRS

### Version

Verso NRS 85 black

### Collection

Silence - NRS

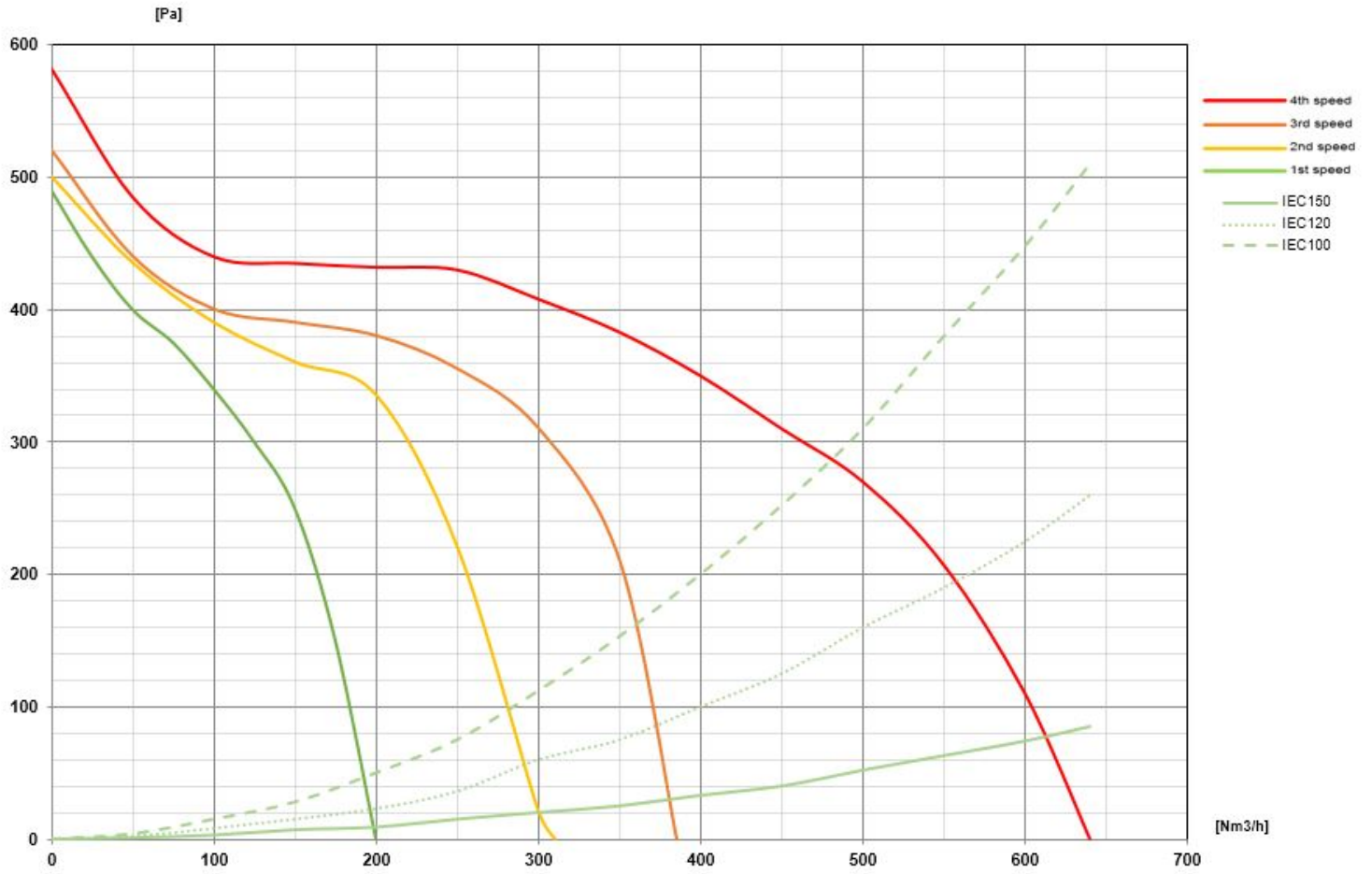
### EAN code

8034122360546

## MOTOR TECHNICAL SHEET

Motor speed	1	2	3	4
Noise level dB(A)re1pW-I.E.C.60704-2-13	37	41	46	55
Capacity (m3/h) I.E.C.61591	190	300	380	610
Maximum pressure (Pa)	490	500	520	582
Motor Power (W)	130	150	178	224
Air outlet	150	150	150	150

# CAPACITY / PRESSURE



## VERSO NRS

### Version

Verso NRS 85 black


### Collection

Silence - NRS

### EAN code

8034122360546

## ENERGY LABEL



PF		
S	Falmec Spa	
M	Verso NRS 85 black	
AEC	53,9	kWh/a
EEC	<b>B</b>	
FDE	28,3	
FDEC	<b>A</b>	
LE	21,6	
LEC	<b>B</b>	
GFE	82,0	
GFEC	<b>C</b>	
Qmin	220,0	m <sup>3</sup> /h
Qmax	375,0	m <sup>3</sup> /h
Qboost	610,0	m <sup>3</sup> /h
SPEmin	37	dBa
SPEmax	46	dBa
SPEboost	55	dBa
PO	-	W
PS	0,48	W
PI		
F	1	
EEL	57,6	
Qbep	356,0	m <sup>3</sup> /h
Pbep	392	Pa
Qboost	610,0	m <sup>3</sup> /h
Wbep	137,0	W
WL	5,30	W
Emiddle	114	lx
Lwa-SPEmax	46	dBa

**PF\_Product fiche according to 65/2014** S\_Supplier name / M\_Model identification / AEC\_Annual Energy Consumption (AEC hood) / EEC\_Energy Efficiency class / FDE\_Fluid Dynamic Efficiency (FDE hood) / FDEC\_Fluid Dynamic Efficiency class / LE\_Lighting Efficiency (LE hood) / LEC\_Lighting Efficiency class / GFE\_Grease Filtering Efficiency / GFEC\_Grease Filtering Efficiency class / Qmin\_Air flow (in m<sup>3</sup>/h) at min speed in normal use / Qmax\_Air flow (in m<sup>3</sup>/h) at max speed in normal use / Qboost\_Air flow (in m<sup>3</sup>/h) at intensive or boost setting (max air-flow) / SPEmin\_Airborne acoustical A-weighted sound power emissions at min speed in normal use / SPEmax\_Airborne acoustical A-weighted sound power emissions at max speed in normal use / SPEboost\_Airborne acoustical A-weighted sound power emissions (in dB) at intensive or boost setting / PO\_Power consumption in off mode (Po) / Ps\_Power consumption in stand by mode (Ps). **PI\_Additional information according to 66/2014** F\_Time increase factor / EEL\_Energy Efficiency Index / Qbep\_Measured air flow rate at best efficiency point / Pbep\_Measured air pressure at best efficiency point / Qboost\_Maximum air flow / Wbep\_Measured electric power input at best efficiency point / WL\_Nominal power of the lighting system / Emiddle\_Average illumination of the lighting system on the cooking surface / Lwa=SPEmax\_Sound pressure level at the highest speed.