

VERSO NRS

Væg 85 cm - hvid

Sortiment

Silence - NRS

EAN Kode

8034122360539



Fotografiet er udelukkende informativt
Korresponderer ikke nødvendigvis tmed den valgte model

FUNKTIONER

NRS teknologi for et roligere køkken
Touch control og 24 t. funktion
Vaskbare rustfrie fedtfilter
Tilvalg kulfilter
Frontåbning
Dæmpbart LED-lys
Dynamic LED Light (2700K - 5600K)
Double suction area (frontal and lower)
Mulighed for Connection kogeplade

From 02.09.2024 the Dialogue System control and dimmable light are included.

MULIGHEDER FOR TILVALG

KACL.400

Silent / Conveyor NRS

KACL.571#B

Extension H960 - Wall - white

KACL.959

kit acc: højtydende carbonfilter x hætte Verso NRS

TEKNISK BESKRIVELSE

Installation
Væg
Dimensioner
85 cm
Materiale
Hvidt tempereret glas
Motor
800 m³/h
Betjening
Betjening med touch
Belysning
Led 2x1,2 W - 2700 K / 5600 K
Minimumsafstand
Gaskomfur: 57 cm
Kogeplade: 52 cm

EMBALLAGE: VÆGT OG VOLUMEN

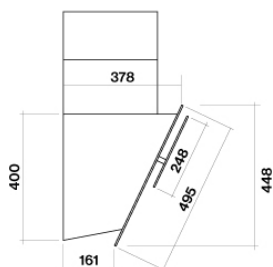
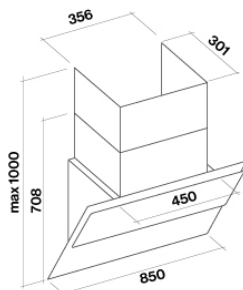
Bruttovægt
39.4 kg
Nettovægt
32.8 kg
Volumen
0.5 m³
Mål på emballage
Længde
1030 mm
Højde
495 mm
Dybde
975 mm

FORBRUG OG TILSLUTNINGSMULIGHEDER

Maksimalt forbrug
280 W
Spænding
220-240V
Frekvens
50-60Hz

DATABLAD MOTOR

Maksimal kapacitet
610 m³/h
I.E.C. 61591
Maksimalt støjniveau
54,5 dB(A)re1pW
I.E.C.60704-2-13
Maksimalt tryk (Pa)
510 Pa
Maksimal sugestyrke
224 W
ENERGIKLASSE
B



VERSO NRS

Væg 85 cm - hvid

Sortiment

Silence - NRS

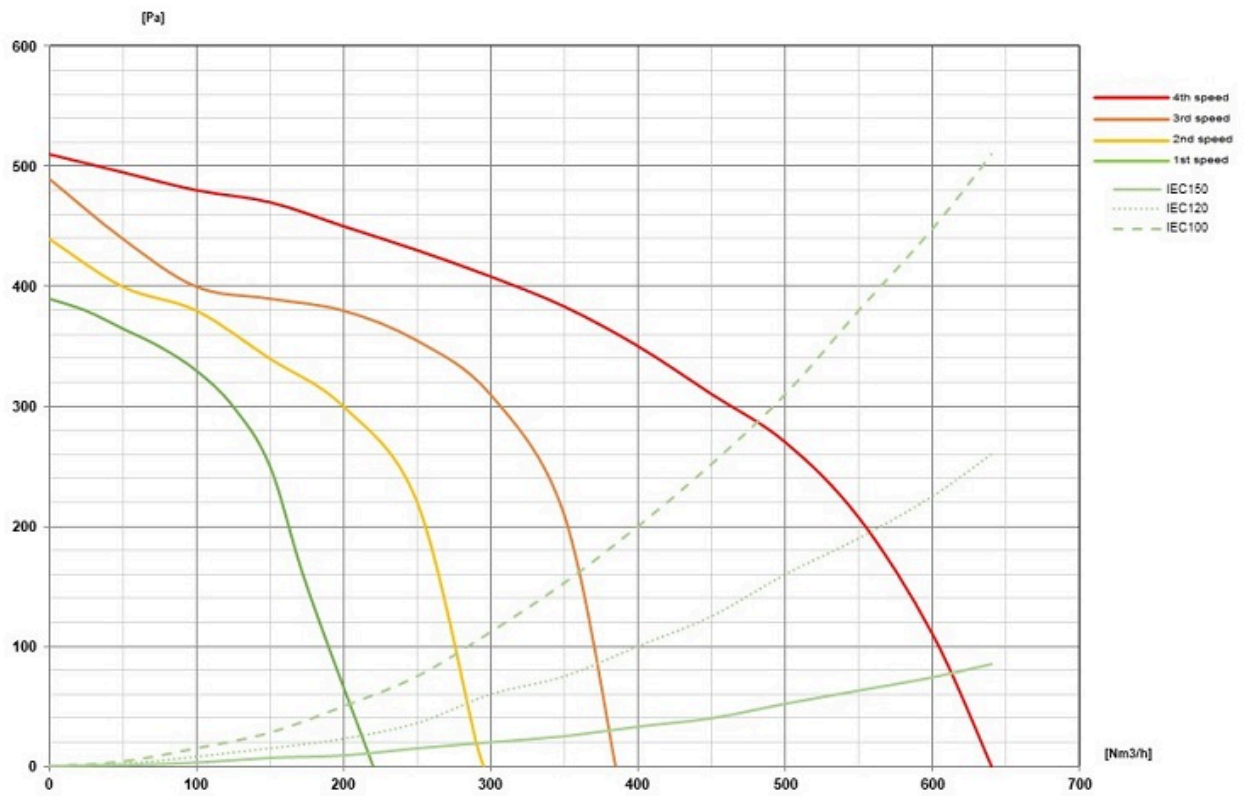
EAN Kode

8034122360539

DATABLAD MOTOR

Motorhastighed	1	2	3	4
Støjniveau dB(A) _{re1pW-I.E.C.60704-2-13}	37	41	46	54,5
Kapacitet (m ³ /h) I.E.C.61591	220	290	375	610
Maksimalt tryk (Pa)	390	440	490	510
Forbrug (W)	130	150	178	224
Luftudtag	150	150	150	150

KAPACITET / TRYK



VERSO NRS


Væg 85 cm - hvid

Sortiment

Silence - NRS

EAN Kode

8034122360539



PF		
S	Falmec Spa	
M	Væg 85 cm - hvid	
AEC	53,9	kWh/a
EEC	B	
FDE	28,3	
FDEC	A	
LE	21,6	
LEC	B	
GFE	82,0	
GFEC	C	
Qmin	220,0	m ³ /h
Qmax	375,0	m ³ /h
Qboost	610,0	m ³ /h
SPEmin	37	dBa
SPEmax	46	dBa
SPEboost	55	dBa
PO	-	W
PS	0,48	W
PI		
F	1	
EEl	57,6	
Qbep	356,0	m ³ /h
Pbep	392	Pa
Qboost	610,0	m ³ /h
Wbep	137,0	W
WL	5,30	W
Emiddle	114	lux
Lwa-SPEmax	46	dBa

PF_Product fiche according to 65/2014 S_Supplier name / M_Model identification / AEC_Annual Energy Consumption (AEC hood) / EEC_Energy Efficiency class / FDE_Fluid Dynamic Efficiency (FDE hood) / FDEC_Fluid Dynamic Efficiency class / LE_Lighting Efficiency (LE hood) / LEC_Lighting Efficiency class / GFE_Grease Filtering Efficiency / GFEC_Grease Filtering Efficiency class / Qmin_Air flow (in m³/h) at min speed in normal use / Qmax_Air flow (in m³/h) at max speed in normal use / Qboost_Air flow (in m³/h) at intensive or boost setting (max air-flow) / SPEmin_Airborne acoustical A-weighted sound power emissions at min speed in normal use / SPEmax_Airborne acoustical A-weighted sound power emissions at max speed in normal use / SPEboost_Airborne acoustical A-weighted sound power emissions (in dB) at intensive or boost setting / PO_Power consumption in off mode (Po) / Ps_Power consumption in stand by mode (Ps). **PI_Additional information according to 66/2014** F_Time increase factor / EEl_Energy Efficiency Index / Qbep_Measured air flow rate at best efficiency point / Pbep_Measured air pressure at best efficiency point / Qboost_Maximum air flow / Wbep_Measured electric power input at best efficiency point / WL_Nominal power of the lighting system / Emiddle_Average illumination of the lighting system on the cooking surface / Lwa=SPEmax_Sound pressure level at the highest speed.