

VIRGOLA BLACK

Version

Built-in 60 cm - 600 m³/h

Collection

Design

EAN code

8034122360126



The photograph is purely for information
It may not correspond to the selected version.

FEATURES

Electronic control
Metallic grease filter, removable and washable
Charcoal filter included
Dynamic LED Light (2700K - 5600K)
Painted black steel
Extendable and retractable tempered smoked glass visor

OPTIONAL ACCESSORIES

KACL.950

Filter unit for built-in hoods

TECHNICAL FEATURES

Installation type
Built-in
Dimensions
60 cm
Finishing
Painted black steel
Motor
600 m³/h
Type of control
Electronic control
Speed settings
3
Lighting
Led 2x1,2 W - 2700 K / 5600 K
Filter
Metallic filter "Base" - 245x207 mm
Charcoal filter
Square charcoal filter - Type 3
Minimum distance
Gas hob: 52 cm
Electric hob: 52 cm

PACKAGING:WEIGHTS AND VOLUMES

Gross weight
11.90 kg
Net weight
9.20 kg
Volume
0.13 m³
Packaging size
Length
705 mm
Height
465 mm
Depth
395 mm

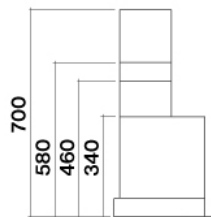
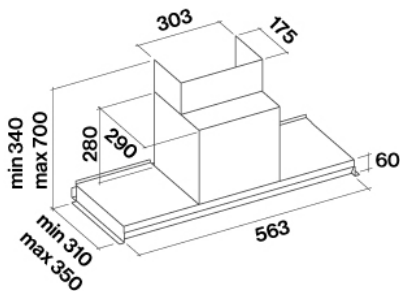
CONSUMPTION AND CONNECTION FEATURES

Maximum consumption
230 W
Voltage / Frequency
220-240V

50-60Hz
Plug type
Schuko

MOTOR TECHNICAL SHEET

Maximum capacity
480 m³/h
I.E.C. 61591
Maximum noise level
65 dB(A)re1pW
I.E.C.60704-2-13
Maximum pressure (Pa)
500 Pa
Max. motor power
180 W
ENERGY CLASS
C



VIRGOLA BLACK

Version

Built-in 60 cm - 600 m³/h

Collection

Design

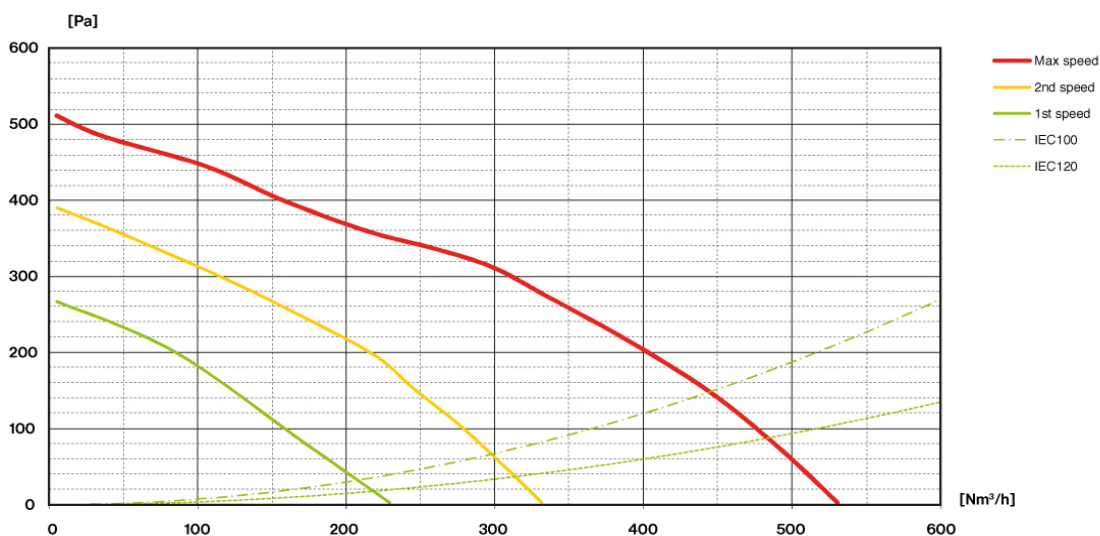
EAN code

8034122360126

MOTOR TECHNICAL SHEET

Motor speed	1	2	3
Noise level dB(A)re1pW-I.E.C.60704-2-13	49	58	65
Capacity (m3/h) I.E.C.61591 Normalized Pipes	220	320	480
Maximum pressure (Pa)	270	400	500
Motor Power (W)	100	130	180
Air outlet	120	120	120

CAPACITY / PRESSURE



VIRGOLA BLACK

Version

Built-in 60 cm - 600 m³/h

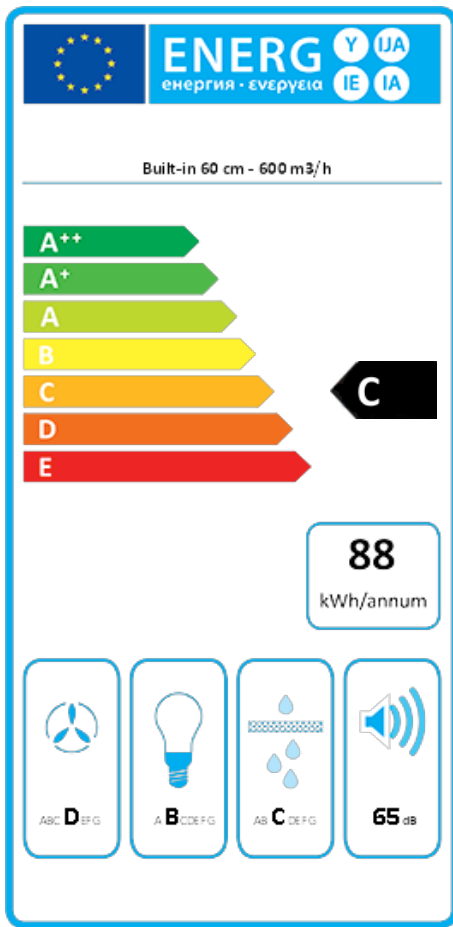
Collection

Design

EAN code

8034122360126

ENERGY LABEL



PF		
S	Falmec Spa	
M	Built-in 60 cm - 600 m ³ /h	
AEC	87,7	kWh/a
ECC	C	
FDE	15,8	
FDEC	D	
LE	27,9	
LEC	B	
GFE	80,0	
GFEC	C	
Qmin	220,0	m ³ /h
Qmax	480,0	m ³ /h
Qboost	480,0	m ³ /h
SPEmin	49	dBa
SPEmax	65	dBa
SPEboost	-	dBa
PO	-	W
PS	0,48	W
PI		
F	1,4	
EEl	80,9	
Qbep	303,0	m ³ /h
Pbep	308	Pa
Qboost	480,0	m ³ /h
Wbep	164,0	W
WL	5,30	W
Emiddle	148	lux
Lwa-SPEmax	65	dBa

PF_Product fiche according to 65/2014 S_Supplier name / M_Model identification / AEC_Annual Energy Consumption (AEC hood) / EEC_Energy Efficiency class / FDE_Fluid Dynamic Efficiency (FDE hood) / FDEC_Fluid Dynamic Efficiency class / LE_Lighting Efficiency (LE hood) / LEC_Lighting Efficiency class / GFE_Grease Filtering Efficiency / GFEC_Grease Filtering Efficiency class / Qmin_Air flow (in m³/h) at min speed in normal use / Qmax_Air flow (in m³/h) at max speed in normal use / Qboost_Air flow (in m³/h) at intensive or boost setting (max air-flow) / SPEmin_Airborne acoustical A-weighted sound power emissions at min speed in normal use / SPEmax_Airborne acoustical A-weighted sound power emissions at max speed in normal use / SPEboost_Airborne acoustical A-weighted sound power emissions (in dB) at intensive or boost setting / PO_Power consumption in off mode (Po) / Ps_Power consumption in stand by mode (Ps). **PI_Additional information according to 66/2014** F_Time increase factor / EEI_Energy Efficiency Index / Qbep_Measured air flow rate at best efficiency point / Pbep_Measured air pressure at best efficiency point / Qboost_Maximum air flow / Wbep_Measured electric power input at best efficiency point / WL_Nominal power of the lighting system / Emiddle_Average illumination of the lighting system on the cooking surface / Lwa=SPEmax_Sound pressure level at the highest speed.