

FLIPPER

Væg - 55 cm - Sort mat
glasfront - 800 m³/h

Sortiment

Design

EAN Kode

8034122352213



Fotografiet er udelukkende informativt
Korresponderer ikke nødvendigvis tmed den valgte model

FUNKTIONER

Elektronisk kontrolpanel
Vaskbare rustfrie fedtfilter
Mulighed for Kul/Zeolitfilter.
Regenererbart
Kulfilter
Mulighed for bagudvending af motor
Skorsten medfølger ved aftræk
Sort tempereret glas med centralt stålband
Dæmpbart LED-lys
Dynamic LED Light (2700K - 5600K)

MULIGHEDER FOR TILVALG

KACL.865

Air flow conveyer til recirkulation. Væghængte modeller.

KACL.958#NF

Ekstern filterenhed til skrå emfang (Black)

KCQAN.00#N

Optional chimney (Black)

TEKNISK BESKRIVELSE

Installation

Væg

Dimensioner

55 cm

Materiale

Sort glas, satin finish

Sort tempereret glas med central stålband

Motor

800 m³/h

Betjening

Elektronisk kontrolpanel

Hastighed

3 + boost

Belysning

Led 2x1,2 W - 2700 K / 5600 K

Filter

Metallfiltre - Base - 284x234 mm

Kulfilter

Rundt kulfilter Ø170 mm. Type 6 (Tilvalg)

Minimumsafstand

Gaskomfur: 52 cm

Kogeplade: 52 cm

EMBALLAGE: VÆGT OG VOLUMEN

Bruttovægt

22 kg

Nettovægt

17 kg

Volumen

0.25 m³

Mål på emballage

Længde

775 mm

Højde

450 mm

Dybde

705 mm

FORBRUG OG TILSLUTNINGSMULIGHEDER

Maksimalt forbrug

280 W

Spænding

220-240V

Frekvens

50-60Hz

Shuko

DATA BLAD MOTOR

Maksimal kapacitet

750 m³/h

I.E.C. 61591

Maksimalt støjniveau

66 dB(A)re1pW

I.E.C.60704-2-13

Maksimalt tryk (Pa)

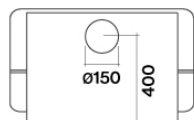
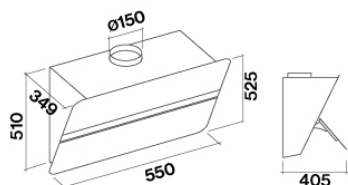
510 Pa

Maksimal sugestyrke

224 W

ENERGIKLASSE

A



FLIPPER

Væg - 55 cm - Sort mat
glasfront - 800 m³/h

Sortiment

Design

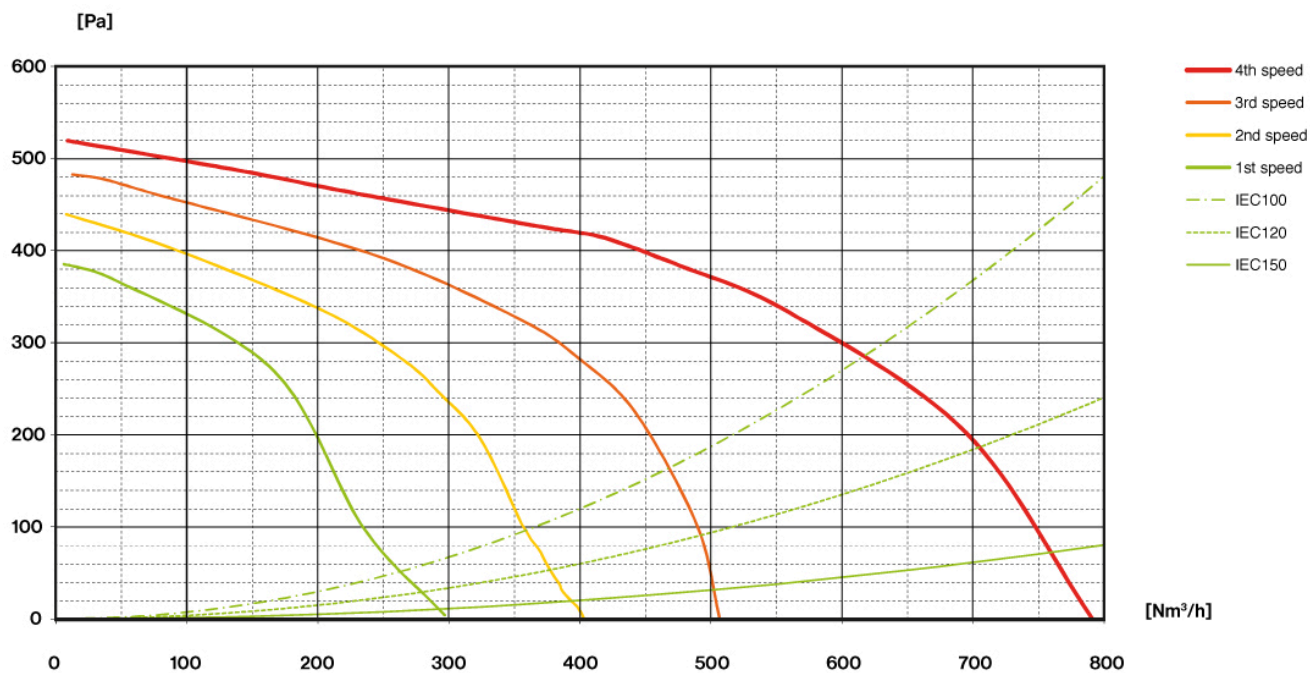
EAN Kode

8034122352213

DATABLAD MOTOR

Motorhastighed	1	2	3	4
Støjniveau dB(A) _{re1pW-I.E.C.60704-2-13}	46	53	58	66
Kapacitet (m ³ /h) I.E.C.61591	295	390	500	750
Maksimalt tryk (Pa)	390	440	490	510
Forbrug (W)	130	150	178	224
Luftudtag	150	150	150	150

KAPACITET / TRYK



FLIPPER

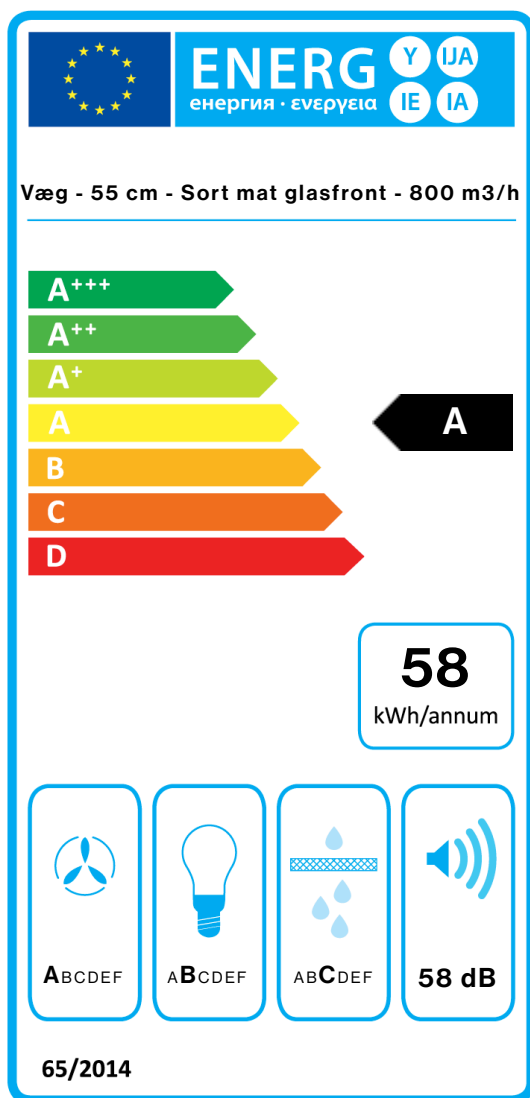
Væg - 55 cm - Sort mat
glasfront - 800 m3/h

Sortiment

Design

EAN Kode

8034122352213



PF		
S	Falmec Spa	
M	Væg - 55 cm - Sort mat glasfront - 800 m3/h	
AEC	57,7	kWh/a
EEC	A	
FDE	29,4	
FDEC	A	
LE	21,6	
LEC	B	
GFE	82,0	
GFEC	C	
Qmin	295,0	m³/h
Qmax	500,0	m³/h
Qboost	750,0	m³/h
SPEmin	46	dBa
SPEmax	58	dBa
SPEboost	66	dBa
PO	-	W
PS	0,48	W
PI		
F	0.9	
EEl	53,2	
Qbep	430,0	m³/h
Pbep	404	Pa
Qboost	750,0	m³/h
Wbep	164,0	W
WL	5,30	W
Emiddle	114	lux
Lwa-SPEmax	58	dBa

PF_Product fiche according to 65/2014 S_Supplier name / M_Model identification / AEC_Annual Energy Consumption (AEC hood) / EEC_Energy Efficiency class / FDE_Fluid Dynamic Efficiency (FDE hood) / FDEC_Fluid Dynamic Efficiency class / LE_Lighting Efficiency (LE hood) / LEC_Lighting Efficiency class / GFE_Grease Filtering Efficiency / GFEC_Grease Filtering Efficiency class / Qmin_Air flow (in m³/h) at min speed in normal use / Qmax_Air flow (in m³/h) at max speed in normal use / Qboost_Air flow (in m³/h) at intensive or boost setting (max air-flow) / SPEmin_Airborne acoustical A-weighted sound power emissions at min speed in normal use / SPEmax_Airborne acoustical A-weighted sound power emissions at max speed in normal use / SPEboost_Airborne acoustical A-weighted sound power emissions (in dB) at intensive or boost setting / PO_Power consumption in off mode (Po) / Ps_Power consumption in stand by mode (Ps). **PI_Additional information according to 66/2014** F_Time increase factor / EEl_Energy Efficiency Index / Qbep_Measured air flow rate at best efficiency point / Pbep_Measured air pressure at best efficiency point / Qboost_Maximum air flow / Wbep_Measured electric power input at best efficiency point / WL_Nominal power of the lighting system / Emiddle_Average illumination of the lighting system on the cooking surface / Lwa-SPEmax_Sound pressure level at the highest speed.