

## POLAR BLACK

### Version

Wall 35 cm - Black - 800 m<sup>3</sup>/h

### Collection

Design

### EAN code

8034122354620



*The photograph is purely for information  
It may not correspond to the selected version.*

## FEATURES

**Electronic control**

**LED lighting**

**Top filter, removable and washable**

**Charcoal filter included**

## OPTIONAL ACCESSORIES

### KACL.770#41F

Remote under-roof 1100 m<sup>3</sup>/h

Brushless

### KACL.786#41F

Outdoor extractor fan 1000 m<sup>3</sup>/h

### KACL.796#4AF

Outdoor extractor fan 1500 m<sup>3</sup>/h

### KACL.797#4AF

Remote under-roof motor 1300 m<sup>3</sup>/h

### KACL.798#41F

Remote under-roof motor 950 m<sup>3</sup>/h

### 103050091

Round charcoal filter Ø170 mm - Type 6

## TECHNICAL FEATURES

### Installation type

Wall

### Dimensions

35 cm

### Finishing

Painted black steel

### Motor

800 m<sup>3</sup>/h

### Type of control

Electronic control

### Speed settings

4

### Lighting

Led 3x1,2 W - 3200 K

### Filter

Metallic filter "Base" - 235x245 mm (Black)

### Charcoal filter

Round charcoal filter Ø170 mm - Type 6 (optional)

### Minimum distance

Gas hob: 60 cm

Electric hob: 52 cm

## PACKAGING:WEIGHTS AND VOLUMES

### Gross weight

20.4 kg

### Net weight

16.4 kg

### Volumes

0.3 m<sup>3</sup>

### Packaging size

Length

995 mm

Height

500 mm

Depth

595 mm

## CONSUMPTION AND CONNECTION FEATURES

### Maximum consumption

280 W

### Voltage

220-240V

### Frequency

50-60Hz

### Plug type

Shuko

## MOTOR TECHNICAL SHEET

### Maximum capacity

710 m<sup>3</sup>/h

I.E.C. 61591

### Maximum noise level

67 dB(A)re1pW

I.E.C.60704-2-13

### Maximum pressure (Pa)

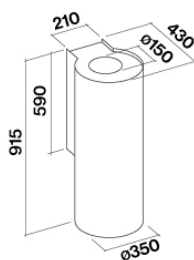
500 Pa

### Max. motor power

215 W

## ENERGY CLASS

B



## POLAR BLACK

### Version

Wall 35 cm - Black - 800 m<sup>3</sup>/h

### Collection

Design

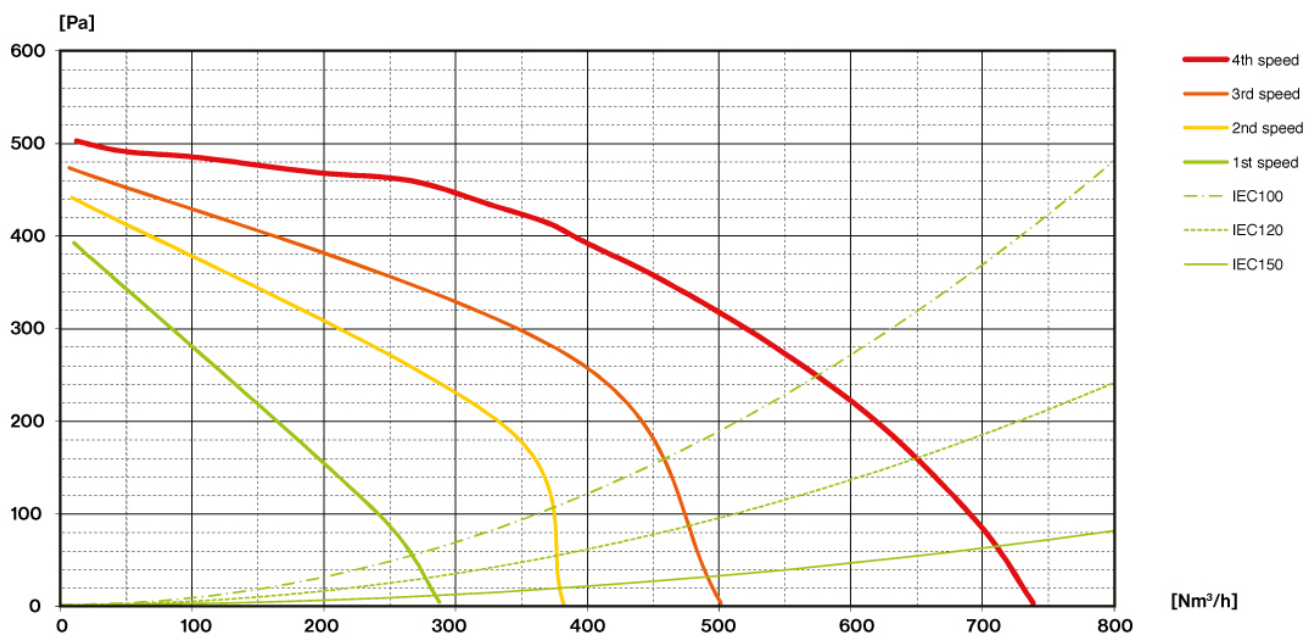
### EAN code

8034122354620

## MOTOR TECHNICAL SHEET

Motor speed	1	2	3	4
Noise level dB(A) <sub>re1pW-I.E.C.60704-2-13</sub>	48	54	61	67
Capacity (m <sup>3</sup> /h) I.E.C.61591	290	380	490	710
Maximum pressure (Pa)	400	450	480	500
Motor Power (W)	134	156	180	215
Air outlet	150	150	150	150

## CAPACITY / PRESSURE



## POLAR BLACK

### Version

Wall 35 cm - Black - 800 m<sup>3</sup>/h

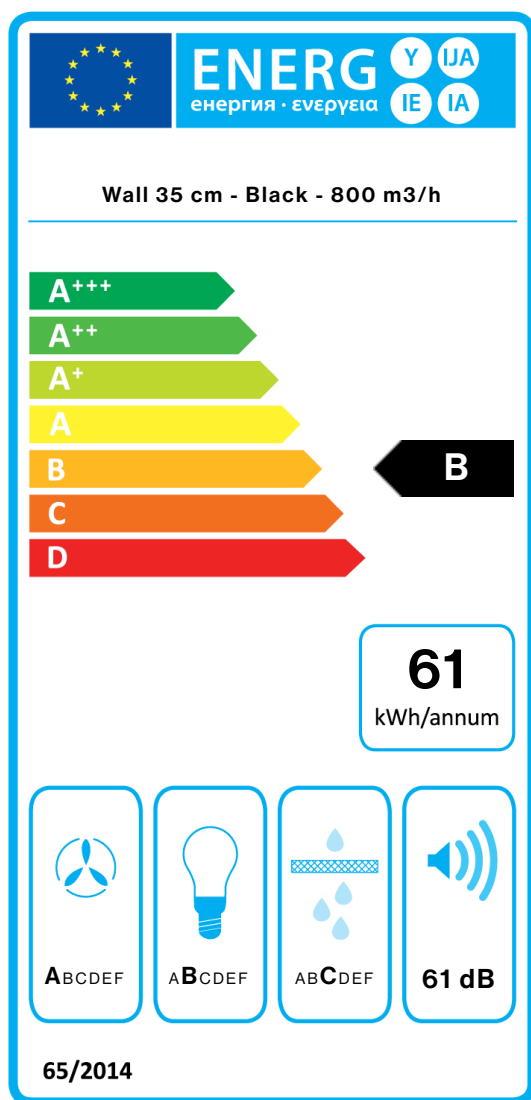
### Collection

Design

### EAN code

8034122354620

## ENERGY LABEL



PF		
S	Falmec Spa	
M	Wall 35 cm - Black - 800 m <sup>3</sup> /h	
AEC	61,4	kWh/a
EEC	B	
FDE	28,1	
FDEC	A	
LE	24,2	
LEC	B	
GFE	76,0	
GFEC	C	
Qmin	290,0	m <sup>3</sup> /h
Qmax	490,0	m <sup>3</sup> /h
Qboost	710,0	m <sup>3</sup> /h
SPEmin	48	dBa
SPEmax	61	dBa
SPEboost	67	dBa
PO	-	W
PS	0,48	W
PI		
F	1	
EEL	59,6	
Qbep	371,0	m <sup>3</sup> /h
Pbep	412	Pa
Qboost	710,0	m <sup>3</sup> /h
Wbep	151,0	W
WL	8,60	W
Emiddle	208	lx
Lwa-SPEmax	61	dBa

**PF\_Product fiche according to 65/2014** S\_Supplier name / M\_Model identification / AEC\_Annual Energy Consumption (AEC hood) / EEC\_Energy Efficiency class / FDE\_Fluid Dynamic Efficiency (FDE hood) / FDEC\_Fluid Dynamic Efficiency class / LE\_Lighting Efficiency (LE hood) / LEC\_Lighting Efficiency class / GFE\_Grease Filtering Efficiency / GFEC\_Grease Filtering Efficiency class / Qmin\_Air flow (in m<sup>3</sup>/h) at min speed in normal use / Qmax\_Air flow (in m<sup>3</sup>/h) at max speed in normal use / Qboost\_Air flow (in m<sup>3</sup>/h) at intensive or boost setting (max air-flow) / SPEmin\_Airborne acoustical A-weighted sound power emissions at min speed in normal use / SPEmax\_Airborne acoustical A-weighted sound power emissions at max speed in normal use / SPEboost\_Airborne acoustical A-weighted sound power emissions (in dB) at intensive or boost setting / PO\_Power consumption in off mode (Po) / Ps\_Power consumption in stand by mode (Ps). **PI\_Additional information according to 66/2014** F\_Time increase factor / EEL\_Energy Efficiency Index / Qbep\_Measured air flow rate at best efficiency point / Pbep\_Measured air pressure at best efficiency point / Qboost\_Maximum air flow / Wbep\_Measured electric power input at best efficiency point / WL\_Nominal power of the lighting system / Emiddle\_Average illumination of the lighting system on the cooking surface / Lwa=SPEmax\_Sound pressure level at the highest speed.