

MIRA BLACK

Version


Wall 40 cm - 800 m3/h

Collection

Design

EAN code

8034122359847



*The photograph is purely for information
It may not correspond to the selected version.*

FEATURES

Perimeter suction

Electronic control

LED lighting

**Metallic grease filter,
removable and washable**

Charcoal filter included

OPTIONAL ACCESSORIES

KACL.770#41F

Remote under-roof 1100 m3/h

Brushless

KACL.786#41F

Outdoor extractor fan 1000
m3/h

KACL.796#4AF

Outdoor extractor fan 1500 m3/h

KACL.797#4AF

Remote under-roof motor 1300
m3/h

KACL.798#41F

Remote under-roof motor 950
m3/h

TECHNICAL FEATURES

Installation type

Wall

Dimensions

40 cm

Finishing

Painted black steel

Motor

800 m³/h

Type of control

Electronic control

Speed settings

4

Lighting

Led 2x1,2 W - 3200 K

Filter

Metallic filter "Base" - 274x274
mm

Charcoal filter

Round charcoal filter Ø170 mm -
Type 6 (optional)

Minimum distance

Gas hob: 60 cm

Electric hob: 52 cm

PACKAGING:WEIGHTS AND VOLUMES

Gross weight

25 kg

Net weight

21 kg

Volumes

0.28 m³

Packaging size

Length

995 mm

Height

480 mm

Depth

595 mm

CONSUMPTION AND CONNECTION FEATURES

Maximum consumption

280 W

Voltage

220-240V

Frequency

50-60Hz

Plug type

Shuko

MOTOR TECHNICAL SHEET

Maximum capacity

590 m³/h

I.E.C. 61591

Maximum noise level

64 dB(A)re1pW

I.E.C.60704-2-13

Maximum pressure (Pa)

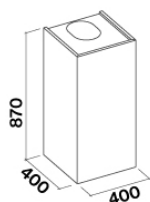
500 Pa

Max. motor power

203 W

ENERGY CLASS

B



MIRA BLACK

Version

Wall 40 cm - 800 m³/h

Collection

Design

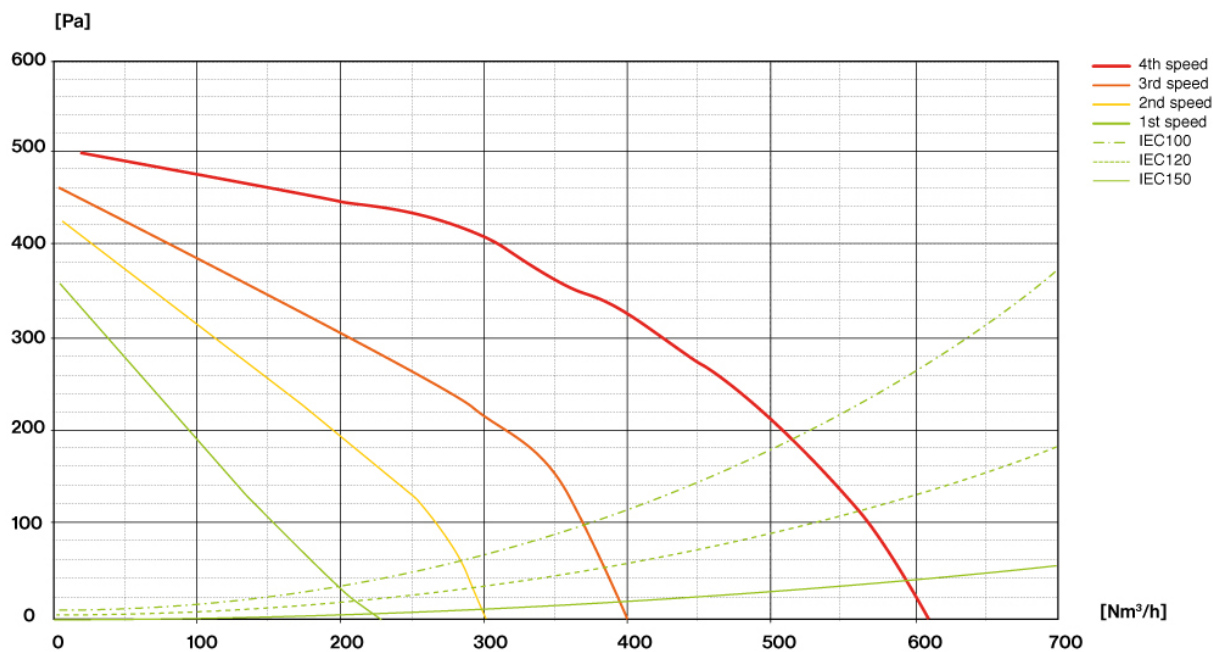
EAN code

8034122359847

MOTOR TECHNICAL SHEET

Motor speed	1	2	3	4
Noise level dB(A) _{re1pW-I.E.C.60704-2-13}	45	50	55	64
Capacity (m ³ /h) I.E.C.61591	230	300	380	590
Maximum pressure (Pa)	390	420	460	500
Motor Power (W)	134	156	180	203
Air outlet	150	150	150	150

CAPACITY / PRESSURE



MIRA BLACK

Version

Wall 40 cm - 800 m3/h

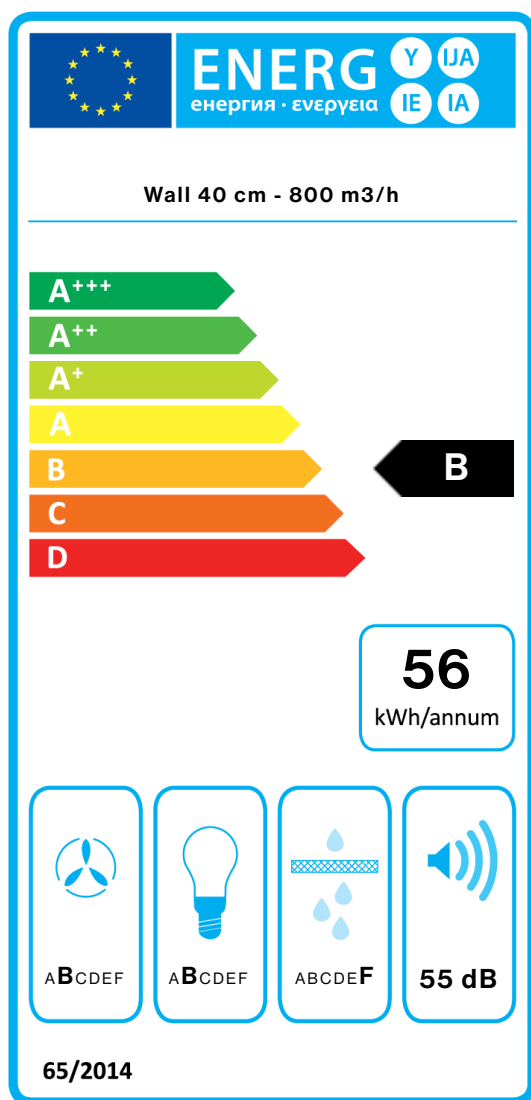
Collection

Design

EAN code

8034122359847

ENERGY LABEL



PF		
S	Falmec Spa	
M	Wall 40 cm - 800 m3/h	
AEC	55,7	kWh/a
EEC	B	
FDE	25,6	
FDEC	B	
LE	20,5	
LEC	B	
GFE	53,0	
GFEC	F	
Qmin	230,0	m³/h
Qmax	380,0	m³/h
Qboost	590,0	m³/h
SPEmin	45	dBa
SPEmax	55	dBa
SPEboost	64	dBa
PO	-	W
PS	0,48	W
PI		
F	1,1	
EEL	62,4	
Qbep	287,0	m³/h
Pbep	415	Pa
Qboost	590,0	m³/h
Wbep	129,0	W
WL	5,30	W
Emiddle	109	lex
Lwa-SPEmax	55	dBa

PF_Product fiche according to 65/2014 S_Supplier name / M_Model identification / AEC_Annual Energy Consumption (AEC hood) / EEC_Energy Efficiency class / FDE_Fluid Dynamic Efficiency (FDE hood) / FDEC_Fluid Dynamic Efficiency class / LE_Lighting Efficiency (LE hood) / LEC_Lighting Efficiency class / GFE_Grease Filtering Efficiency / GFEC_Grease Filtering Efficiency class / Qmin_Air flow (in m³/h) at min speed in normal use / Qmax_Air flow (in m³/h) at max speed in normal use / Qboost_Air flow (in m³/h) at intensive or boost setting (max air-flow) / SPEmin_Airborne acoustical A-weighted sound power emissions at min speed in normal use / SPEmax_Airborne acoustical A-weighted sound power emissions at max speed in normal use / SPEboost_Airborne acoustical A-weighted sound power emissions (in dB) at intensive or boost setting / PO_Power consumption in off mode (Po) / Ps_Power consumption in stand by mode (Ps). **PI_Additional information according to 66/2014** F_Time increase factor / EEL_Energy Efficiency Index / Qbep_Measured air flow rate at best efficiency point / Pbep_Measured air pressure at best efficiency point / Qboost_Maximum air flow / Wbep_Measured electric power input at best efficiency point / WL_Nominal power of the lighting system / Emiddle_Average illumination of the lighting system on the cooking surface / Lwa=SPEmax_Sound pressure level at the highest speed.