

MIRA BLACK

01MIR-40-FH Frithængt 40 cm
- Sort - 800 m³/h

Sortiment

Design

EAN Kode

8034122359830



Fotografiet er udelukkende informativt
Korresponderer ikke nødvendigvis tmed den valgte model

FUNKTIONER

Kantsug
Elektronisk kontrolpanel
Vaskbare rustfrie fedtfiltere
Kulfilter
Dæmpbart LED-lys
Dynamic LED Light (2700K - 5600K)

Dynamic and dimmable Led light
from 03.04.24

MULIGHEDER FOR TILVALG

KACL.866

Air flow conveyer til
recirkulation. Frithængte
modeller.

TEKNISK BESKRIVELSE

Installation
Frithængt
Dimensioner
40 cm
Materiale
Sortlakeret stål
Motor
800 m³/h
Betjening
Elektronisk kontrolpanel
Hastighed
3 + boost
Belysning
Led 4x1,2 W - 2700 K / 5600 K
Filter
Metallfiltre - Base - 274x274 mm
Kulfilter
Rundt kulfilter Ø170 mm. Type 6
(Tilvalg)
Minimumsafstand
Gaskomfur: 60 cm
Kogeplade: 52 cm

EMBALLAGE: VÆGT OG VOLUMEN

Bruttovægt
38 kg
Nettovægt
34 kg
Volumen
0.28 m³
Mål på emballage
Længde
995 mm
Højde
480 mm
Dybde
595 mm

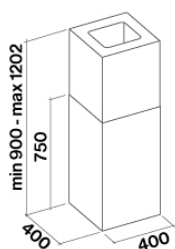
FORBRUG OG TILSLUTNINGSMULIGHEDER

Maksimalt forbrug
280 W
Spænding
220-240V
Frekvens
50-60Hz

Shuko

DATABLAD MOTOR

Maksimal kapacitet
590 m³/h
I.E.C. 61591
Maksimalt støjniveau
64 dB(A)_{re1pW}
I.E.C.60704-2-13
Maksimalt tryk (Pa)
500 Pa
Maksimal sugestyrke
203 W
ENERGIKLASSE
B



MIRA BLACK

01MIR-40-FH Frithængt 40 cm
- Sort - 800 m³/h

Sortiment

Design

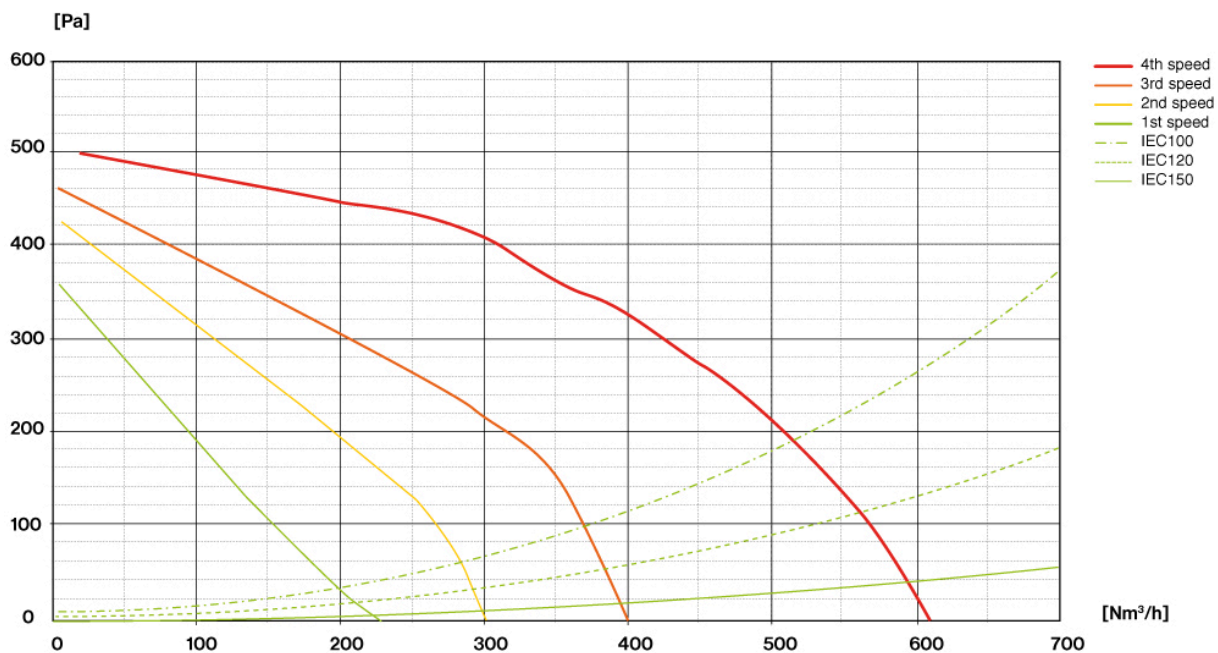
EAN Kode

8034122359830

DATABLAD MOTOR

Motorhastighed	1	2	3	4
Støjniveau dB(A) _{re1pW-I.E.C.60704-2-13}	45	50	55	64
Kapacitet (m ³ /h) I.E.C.61591	230	300	380	590
Maksimalt tryk (Pa)	390	420	460	500
Forbrug (W)	134	156	180	203
Luftudtag	150	150	150	150

KAPACITET / TRYK



MIRA BLACK

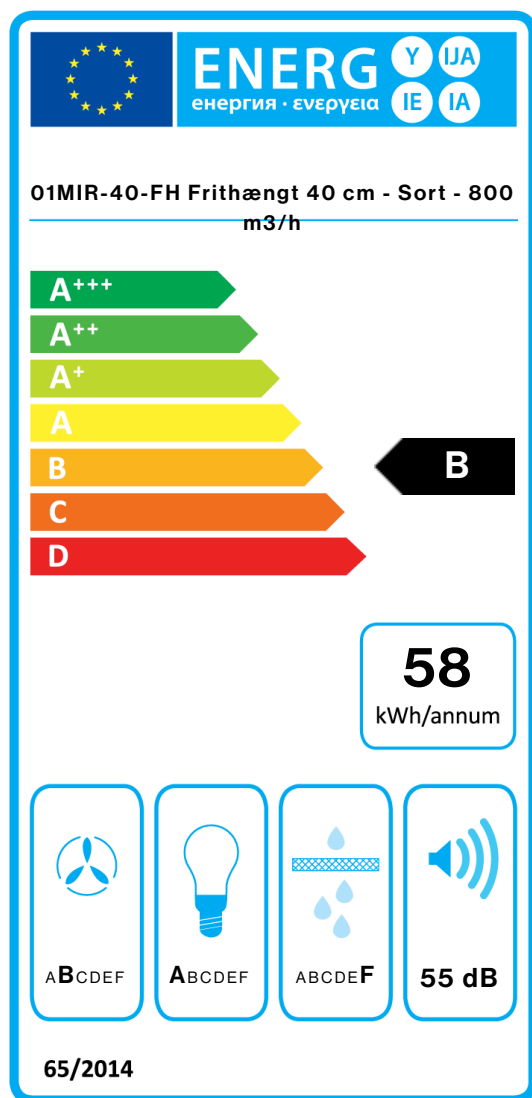
01MIR-40-FH Frithængt 40 cm
- Sort - 800 m³/h

Sortiment

Design

EAN Kode

8034122359830



PF		
S	Falmec Spa	
M	01MIR-40-FH Frithængt 40 cm - Sort - 800 m ³ /h	
AEC	58,1	kWh/a
EEC	B	
FDE	25,6	
FDEC	B	
LE	28,4	
LEC	A	
GFE	53,0	
GFEC	F	
Qmin	230,0	m ³ /h
Qmax	380,0	m ³ /h
Qboost	590,0	m ³ /h
SPEmin	45	dBa
SPEmax	55	dBa
SPEboost	64	dBa
PO	-	W
PS	0,48	W
PI		
F	1.1	
EEI	63,8	
Qbep	287,0	m ³ /h
Pbep	415	Pa
Qboost	590,0	m ³ /h
Wbep	129,0	W
WL	8,60	W
Emiddle	245	lux
Lwa-SPEmax	55	dBa

PF_Product fiche according to 65/2014 S_Supplier name / M_Model identification / AEC_Annual Energy Consumption (AEC hood) / EEC_Energy Efficiency class / FDE_Fluid Dynamic Efficiency (FDE hood) / FDEC_Fluid Dynamic Efficiency class / LE_Lighting Efficiency (LE hood) / LEC_Lighting Efficiency class / GFE_Grease Filtering Efficiency / GFEC_Grease Filtering Efficiency class / Qmin_Air flow (in m³/h) at min speed in normal use / Qmax_Air flow (in m³/h) at max speed in normal use / Qboost_Air flow (in m³/h) at intensive or boost setting (max air-flow) / SPEmin_Airborne acoustical A-weighted sound power emissions at min speed in normal use / SPEmax_Airborne acoustical A-weighted sound power emissions at max speed in normal use / SPEboost_Airborne acoustical A-weighted sound power emissions (in dB) at intensive or boost setting / PO_Power consumption in off mode (Po) / Ps_Power consumption in stand by mode (Ps). **PI_Additional information according to 66/2014** F_Time increase factor / EEI_Energy Efficiency Index / Qbep_Measured air flow rate at best efficiency point / Pbep_Measured air pressure at best efficiency point / Qboost_Maximum air flow / Wbep_Measured electric power input at best efficiency point / WL_Nominal power of the lighting system / Emiddle_Average illumination of the lighting system on the cooking surface / Lwa=SPEmax_Sound pressure level at the highest speed.