

## LAGUNA

### Versiune

### Colectie

Design+

### Cod EAN

8034122319193



Fotografie cu caracter strict orientativ  
Aceasta poate sa nu corespunda versiunii selectate

### CARACTERISTICI

Aspiratie perimetrala  
Touch control + functia 24 h  
Iluminare cu LED  
Filtru de grasime metalic,  
detasabil si lavabil  
Filtru de carbon inclus

### ACCESORII OPTIONALE

**KACL.770#41F**  
Motor de acoperis 1100 m<sup>3</sup>/h  
Brushless  
**KACL.786#41F**  
Motor de exterior 1000 m<sup>3</sup>/h  
**KACL.796#4AF**  
Motor de exterior 1500 m<sup>3</sup>/h  
**KACL.797#4AF**  
Motor de acoperis 1300 m<sup>3</sup>/h  
**KACL.798#41F**  
Motor de acoperis 950 m<sup>3</sup>/h  
**KACL.815**  
Lavete pentru curatare inox  
(cutie 10 buc)  
**KACL.822#F**  
Sticla alba - Insula 60 cm  
**KACL.822#N**  
Sticla neagra - Insula 60 cm

### CARACTERISTICI TEHNICE

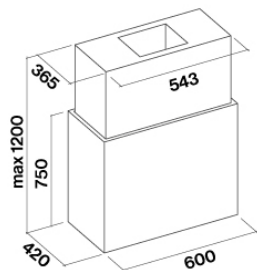
**Tip de instalare**  
Insula  
**Finisaj**  
Inox Scotch Brite (AISI 304)  
Sticla tratata termic  
**Motor**  
800 m<sup>3</sup>/h  
**Tipul panoului de control**  
Touch control  
**Setari de viteza**  
4  
**Iluminare**  
LED 4x1,2 W - 3200 K  
**Filtru**  
2 x Filtru metalic "Base" -  
235x245 mm  
**Filtru de Carbon**  
Filtru de carbon rotund Ø170 mm  
- Tip 6 (optional)  
**Distanta minima**  
Plita cu gaz: 60 cm  
Plita electrica: 52 cm

### AMBALARE: GREUTATE SI VOLUM

**LAGUNA Greutate bruta**  
36 kg  
**Greutate neta**  
30 kg  
**Volum**  
0.39 m<sup>3</sup>  
**Dimensiuni ambalaj**  
Lungime  
1035 mm  
Inaltime  
510 mm  
Adancime  
740 mm  
**KIT STICLA Sticla neagra -**  
Insula 60 cm **Greutate bruta**  
18 kg  
**Greutate neta**  
16 kg  
**Volum**  
0.06 m<sup>3</sup>  
**Dimensiuni ambalaj**  
Lungime  
945 mm  
Inaltime  
105 mm  
Adancime  
655 mm

### CARACTERISTICI CONSUM SI CONEXIUNE

**Curent**  
220-240V  
**Frecventa**  
50-60Hz  
**Tip stecher**  
Shuko  
**FISA TEHNICA MOTOR**  
**Capacitate maxima**  
670 m<sup>3</sup>/h  
I.E.C. 61591  
**Nivel de zgomot maxim**  
67 dB(A)re1pW  
I.E.C.60704-2-13  
**Presiune maxima (Pa)**  
500 Pa  
**Putere maxima motor**  
215 W  
**CLASA DE ENERGIE**  
B



LAGUNA

Versiune

Colectie

Design+

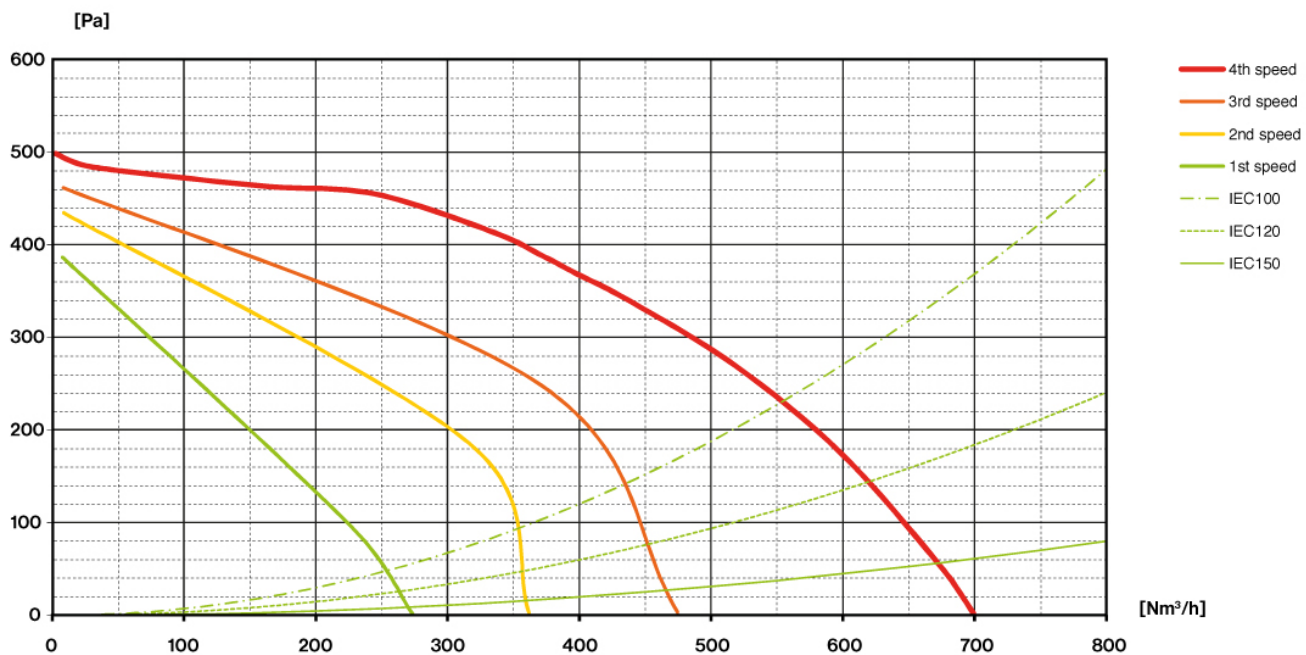
Cod EAN

8034122319193

## FISA TEHNICA MOTOR

Viteza motorului	1	2	3	4
Nivel de zgomot dB(A)re1pW-I.E.C.60704-2-13	49	55	61	67
Capacitate (m <sup>3</sup> /h) I.E.C.61591	270	360	470	670
Presiune maxima (Pa)	390	420	460	500
Putere motor (W)	134	156	180	215
Evacuare aer	150	150	150	150

## CAPACITATE/ PRESIUNE



LAGUNA

Versiune

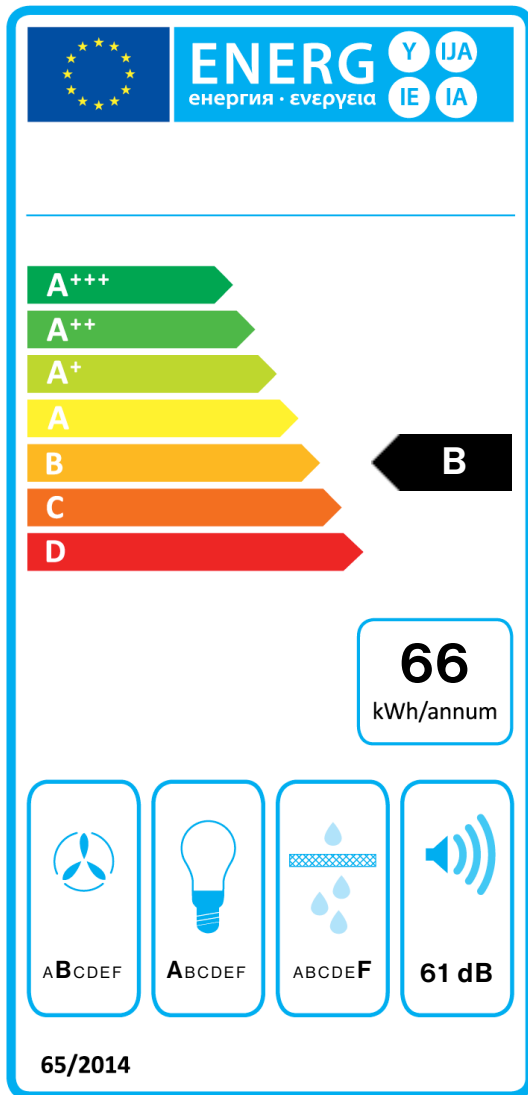
Colectie

Design+

Cod EAN

8034122319193

## ETICHETA DE ENERGIE



PF		
S	Falmec Spa	
M		
AEC	65,6	kWh/a
EEC	B	
FDE	25,5	
FDEC	B	
LE	28,4	
LEC	A	
GFE	53,0	
GFEC	F	
Qmin	270,0	m <sup>3</sup> /h
Qmax	470,0	m <sup>3</sup> /h
Qboost	670,0	m <sup>3</sup> /h
SPEmin	49	dBa
SPEmax	61	dBa
SPEboost	67	dBa
PO	-	W
PS	0,48	W
PI		
F	1.1	
EEl	64,8	
Qbep	333,0	m <sup>3</sup> /h
Pbep	407	Pa
Qboost	670,0	m <sup>3</sup> /h
Wbep	147,7	W
WL	8,60	W
Emiddle	245	lex
Lwa-SPEmax	61	dBa