

LAGUNA

Version

Collection

Design+

EAN code

8034122319193



*The photograph is purely for information
It may not correspond to the selected version.*

FEATURES

Perimeter suction
Touch control + 24 h function
LED lighting
Metallic grease filter, removable and washable
Charcoal filter included

OPTIONAL ACCESSORIES

KACL.770#41F
Remote under-roof 1100 m3/h
Brushless

KACL.786#41F
Outdoor extractor fan 1000 m3/h

KACL.796#4AF
Outdoor extractor fan 1500 m3/h

KACL.797#4AF
Remote under-roof motor 1300 m3/h

KACL.798#41F
Remote under-roof motor 950 m3/h

KACL.815
Protective cleaning cloths for stainless steel (box 10 pcs)

KACL.822#F
White glass - Island 60 cm

KACL.822#N
Black glass - Island 60 cm

TECHNICAL FEATURES

Installation type
Island

Finishing
Scotch brite stainless steel (AISI 304)
Tempered glass

Motor
800 m³/h

Type of control
Touch control

Speed settings
4

Lighting
Led 4x1,2 W - 3200 K

Filter
2 x Metallic filter "Base" - 235x245 mm

Charcoal filter
Round charcoal filter Ø170 mm - Type 6 (optional)

Minimum distance
Gas hob: 60 cm
Electric hob: 52 cm

PACKAGING:WEIGHTS AND VOLUMES

LAGUNA Gross weight
36 kg

Net weight
30 kg

Volumes
0.39 m³

Packaging size
Length 1035 mm
Height 510 mm
Depth 740 mm

GLASS KIT Black glass - Island 60 cm Gross weight
18 kg

Net weight
16 kg

Volumes
0.06 m³

Packaging size
Length 945 mm
Height 105 mm
Depth 655 mm

CONSUMPTION AND CONNECTION FEATURES

Voltage
220-240V

Frequency
50-60Hz

Plug type
Shuko

MOTOR TECHNICAL SHEET

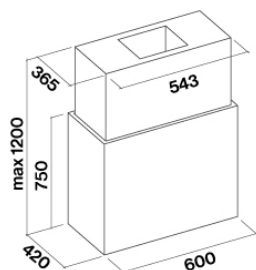
Maximum capacity
670 m³/h
I.E.C. 61591

Maximum noise level
67 dB(A)re1pW
I.E.C.60704-2-13

Maximum pressure (Pa)
500 Pa

Max. motor power
215 W

ENERGY CLASS
B



LAGUNA

Version

Collection

Design+

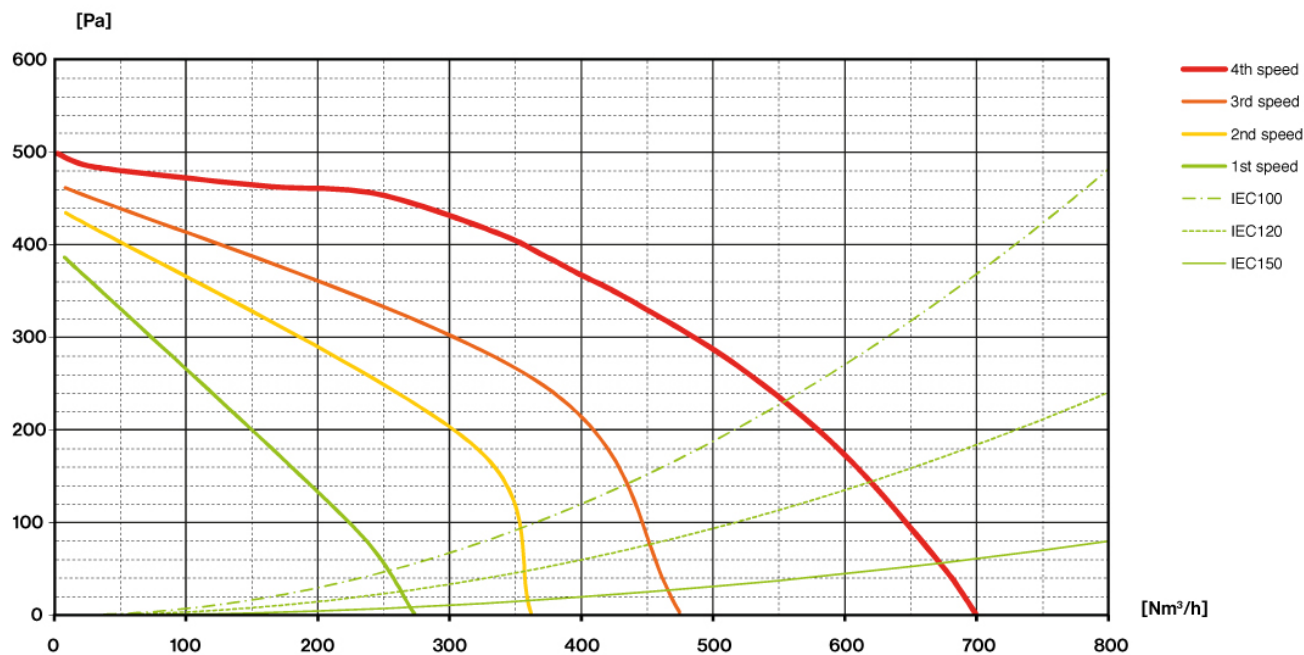
EAN code

8034122319193

MOTOR TECHNICAL SHEET

Motor speed	1	2	3	4
Noise level dB(A)re1pW-I.E.C.60704-2-13	49	55	61	67
Capacity (m3/h) I.E.C.61591	270	360	470	670
Maximum pressure (Pa)	390	420	460	500
Motor Power (W)	134	156	180	215
Air outlet	150	150	150	150

CAPACITY / PRESSURE



LAGUNA

Version

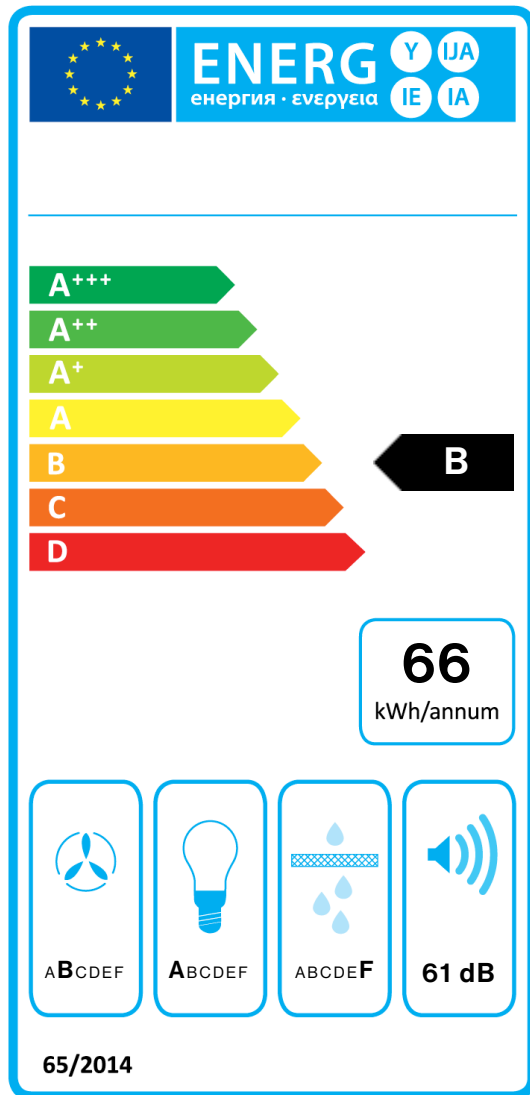
Collection

Design+

EAN code

8034122319193

ENERGY LABEL



PF		
S	Falmec Spa	
M		
AEC	65,6	kWh/a
EEC	B	
FDE	25,5	
FDEC	B	
LE	28,4	
LEC	A	
GFE	53,0	
GFEC	F	
Qmin	270,0	m ³ /h
Qmax	470,0	m ³ /h
Qboost	670,0	m ³ /h
SPEmin	49	dBa
SPEmax	61	dBa
SPEboost	67	dBa
PO	-	W
PS	0,48	W
PI		
F	1.1	
EEl	64,8	
Qbep	333,0	m ³ /h
Pbep	407	Pa
Qboost	670,0	m ³ /h
Wbep	147,7	W
WL	8,60	W
Emiddle	245	lux
Lwa-SPEmax	61	dBa

PF_Product fiche according to 65/2014 S_Supplier name / M_Model identification / AEC_Annual Energy Consumption (AEC hood) / EEC_Energy Efficiency class / FDE_Fluid Dynamic Efficiency (FDE hood) / FDEC_Fluid Dynamic Efficiency class / LE_Lighting Efficiency (LE hood) / LEC_Lighting Efficiency class / GFE_Grease Filtering Efficiency / GFEC_Grease Filtering Efficiency class / Qmin_Air flow (in m³/h) at min speed in normal use / Qmax_Air flow (in m³/h) at max speed in normal use / Qboost_Air flow (in m³/h) at intensive or boost setting (max air-flow) / SPEmin_Airborne acoustical A-weighted sound power emissions at min speed in normal use / SPEmax_Airborne acoustical A-weighted sound power emissions at max speed in normal use / SPEboost_Airborne acoustical A-weighted sound power emissions (in dB) at intensive or boost setting / PO_Power consumption in off mode (Po) / Ps_Power consumption in stand by mode (Ps). **PI_Additional information according to 66/2014** F_Time increase factor / EEl_Energy Efficiency Index / Qbep_Measured air flow rate at best efficiency point / Pbep_Measured air pressure at best efficiency point / Qboost_Maximum air flow / Wbep_Measured electric power input at best efficiency point / WL_Nominal power of the lighting system / Emiddle_Average illumination of the lighting system on the cooking surface / Lwa=SPEmax_Sound pressure level at the highest speed.