

## LAGUNA

### Version

Island 60 cm - 800 m<sup>3</sup>/h

### Collection

Design+

### EAN code

8034122319193

## KACL.822#F

White glass - Island 60 cm

### Collection

Accessoires

### EAN code

8034122709062



*The photograph is purely for information  
It may not correspond to the selected version.*

## FEATURES

**Scotch brite stainless steel (AISI 304)**  
**Tempered glass**  
**Perimeter suction**  
**Touch control + 24 h function**  
**LED lighting**  
**Metallic grease filter, removable and washable**  
**Charcoal filter included**

## OPTIONAL ACCESSORIES

### KACL.815

Protective cleaning cloths for stainless steel (box 10 pcs)

### KACL.822#F

White glass - Island 60 cm

### KACL.822#N

Black glass - Island 60 cm

### KACL.798#41F

Remote under-roof motor 950 m<sup>3</sup>/h

### KACL.770#41F

Remote under-roof 1100 m<sup>3</sup>/h

Brushless

### KACL.786#41F

Outdoor extractor fan 1000 m<sup>3</sup>/h

### KACL.796#4AF

Outdoor extractor fan 1500 m<sup>3</sup>/h

### KACL.797#4AF

Remote under-roof motor 1300 m<sup>3</sup>/h

## TECHNICAL FEATURES

### Installation type

Island

### Dimensions

60 cm

### Finishing

Scotch brite stainless steel (AISI 304)

Tempered glass

### Motor

800 m<sup>3</sup>/h

### Type of control

Touch control

### Speed settings

4

### Lighting

Led 4x1,2 W - 3200 K

### Filter

Metallic filter "Base" - 235x245 mm - 2 pz

### Charcoal filter

Round charcoal filter Ø170 mm - Type 6

### Minimum distance

Gas hob: 60 cm

Electric hob: 52 cm

## PACKAGING:WEIGHTS AND VOLUMES

### LAGUNA

Island 60 cm - 800 m<sup>3</sup>/h

### Gross weight

36.00 kg

### Net weight

30.00 kg

### Volume

0.39 m<sup>3</sup>

### Packaging size

Length

1035 mm

Height

740 mm

Depth

510 mm

### GLASS KIT

White glass - Island 60 cm

### Gross weight

18.00 kg

### Net weight

16.00 kg

### Volumes

0.06 m<sup>3</sup>

### Packaging size

Length

945 mm

Height

105 mm

Depth

655 mm

## CONSUMPTION AND CONNECTION FEATURES

### Maximum consumption

280 W

### Voltage / Frequency

220-240V

50-60Hz

### Plug type

Shuko

## MOTOR TECHNICAL SHEET

### Maximum capacity

670 m<sup>3</sup>/h

I.E.C. 61591

### Maximum noise level

67 dB(A)re1pW

I.E.C.60704-2-13

### Maximum pressure (Pa)

500 Pa

### Max. motor power

215 W

### ENERGY CLASS

B

## LAGUNA

### Version

Island 60 cm - 800 m<sup>3</sup>/h

### Collection

Design+

### EAN code

8034122319193

## KACL.822#F

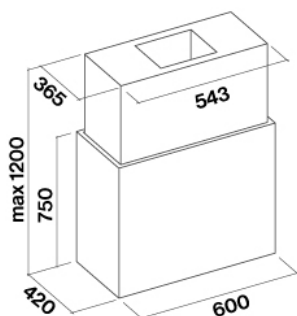
White glass - Island 60 cm

### Collection

Accessoires

### EAN code

8034122709062



## LAGUNA

## KACL.822#F

White glass - Island 60 cm

### Version

Island 60 cm - 800 m<sup>3</sup>/h

### Collection

Accessoires

### Collection

Design+

### EAN code

8034122709062

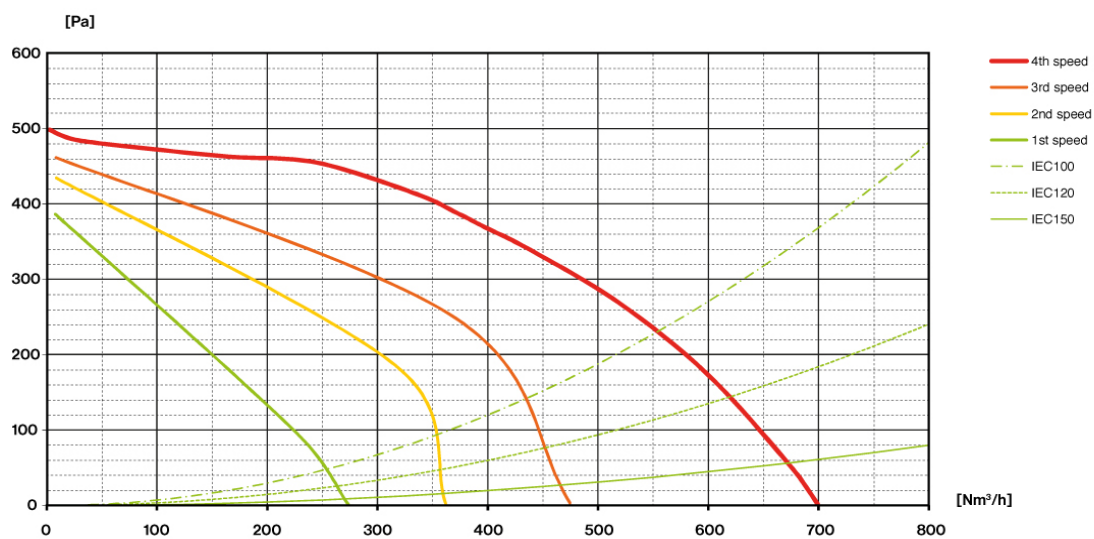
### EAN code

8034122319193

## MOTOR TECHNICAL SHEET

Motor speed	1	2	3	4
Noise level dB(A)re1pW-I.E.C.60704-2-13	49	55	61	67
Capacity (m3/h) I.E.C.61591 Normalized Pipes	270	360	470	670
Maximum pressure (Pa)	390	420	460	500
Motor Power (W)	134	156	180	215
Air outlet	150	150	150	150

## CAPACITY / PRESSURE



## LAGUNA

## KACL.822#F

White glass - Island 60 cm

### Version

Island 60 cm - 800 m<sup>3</sup>/h

### Collection

Accessoires

### Collection

Design+

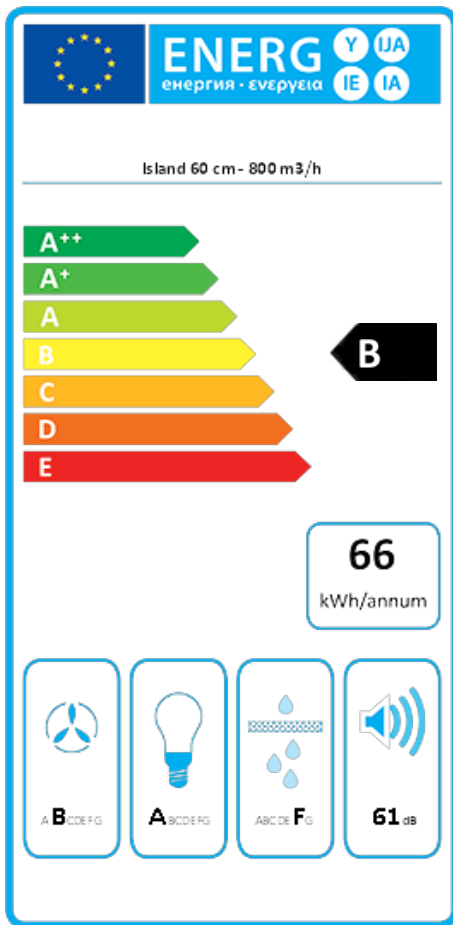
### EAN code

8034122709062

### EAN code

8034122319193

## ENERGY LABEL



PF		
<b>S</b>	Falmec Spa	
<b>M</b>	Island 60 cm - 800 m <sup>3</sup> /h	
<b>AEC</b>	65,6	kWh/a
<b>ECC</b>	B	
<b>FDE</b>	25,5	
<b>FDEC</b>	B	
<b>LE</b>	28,4	
<b>LEC</b>	A	
<b>GFE</b>	53,0	
<b>GFEC</b>	F	
<b>Qmin</b>	270,0	m <sup>3</sup> /h
<b>Qmax</b>	470,0	m <sup>3</sup> /h
<b>Qboost</b>	670,0	m <sup>3</sup> /h
<b>SPEmin</b>	49	dBa
<b>SPEmax</b>	61	dBa
<b>SPEboost</b>	67	dBa
<b>PO</b>	-	W
<b>PS</b>	0,48	W
PI		
<b>F</b>	1,1	
<b>EEl</b>	64,8	
<b>Qbep</b>	333,0	m <sup>3</sup> /h
<b>Pbep</b>	407	Pa
<b>Qboost</b>	670,0	m <sup>3</sup> /h
<b>Wbep</b>	147,7	W
<b>WL</b>	8,60	W
<b>Emiddle</b>	245	lux
<b>Lwa-SPEmax</b>	61	dBa

**PF\_Product fiche according to 65/2014** S\_Supplier name / M\_Model identification / AEC\_Annual Energy Consumption (AEC hood) / EEC\_Energy Efficiency class / FDE\_Fluid Dynamic Efficiency (FDE hood) / FDEC\_Fluid Dynamic Efficiency class / LE\_Lighting Efficiency (LE hood) / LEC\_Lighting Efficiency class / GFE\_Grease Filtering Efficiency / GFEC\_Grease Filtering Efficiency class / Qmin\_Air flow (in m<sup>3</sup>/h) at min speed in normal use / Qmax\_Air flow (in m<sup>3</sup>/h) at max speed in normal use / Qboost\_Air flow (in m<sup>3</sup>/h) at intensive or boost setting (max air-flow) / SPEmin\_Airborne acoustical A-weighted sound power emissions at min speed in normal use / SPEmax\_Airborne acoustical A-weighted sound power emissions at max speed in normal use / SPEboost\_Airborne acoustical A-weighted sound power emissions (in dB) at intensive or boost setting / PO\_Power consumption in off mode (Po) / Ps\_Power consumption in stand by mode (Ps). **PI\_Additional information according to 66/2014** F\_Time increase factor / EEI\_Energy Efficiency Index / Qbep\_Measured air flow rate at best efficiency point / Pbep\_Measured air pressure at best efficiency point / Qboost\_Maximum air flow / Wbep\_Measured electric power input at best efficiency point / WL\_Nominal power of the lighting system / Emiddle\_Average illumination of the lighting system on the cooking surface / Lwa=SPEmax\_Sound pressure level at the highest speed.