

LAGUNA

Versiune

Colectie

Design+

Cod EAN

8034122350912



CARACTERISTICI

Aspiratie perimetrala
Touch control + functia 24 h
Illuminare cu LED
Filtru de grasime metalic, detasabil si lavabil
Filtru de carbon inclus

ACCESORII OPTIONALE

KACL.770#41F

Motor de acoperis 1100 m³/h
Brushless

KACL.786#41F

Motor de exterior 1000 m³/h

KACL.796#4AF

Motor de exterior 1500 m³/h

KACL.797#4AF

Motor de acoperis 1300 m³/h

KACL.798#41F

Motor de acoperis 950 m³/h

KACL.815

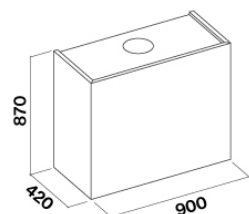
Lavete pentru curatare inox
(cutie 10 buc)

KACL.825#F

Sticla alba - Perete 90 cm

KACL.825#N

Sticla neagra - Perete 90 cm



CARACTERISTICI TEHNICE

Tip de instalare

De perete

Finisaj

Inox Scotch Brite (AISI 304)

Sticla tratata termic

Motor

800 m³/h

Tipul panoului de control

Touch control

Setari de viteza

4

Illuminare

LED 4x1,2 W - 3200 K

Filtru

3 x Filtru metalic "Base" -
235x245 mm

Filtru de Carbon

Filtru de carbon rotund Ø170 mm
- Tip 6 (optional)

Distanta minima

Plita cu gaz: 60 cm

Plita electrica: 52 cm

AMBALARE: GREUTATE SI VOLUM

LAGUNA Greutate bruta

35 kg

Greutate neta

28 kg

Volum

0.59 m³

Dimensiuni ambalaj

Lungime

1115 mm

Inaltime

485 mm

Adancime

1100 mm

KIT STICLA Sticla neagra -

Perete 90 cm **Greutate bruta**

19.5 kg

Greutate neta

17 kg

Volum

0.09 m³

Dimensiuni ambalaj

Lungime

945 mm

Inaltime

105 mm

Adancime

955 mm

CARACTERISTICI CONSUM SI CONEXIUNE

Curent

220-240V

Frecventa

50-60Hz

Tip stecher

Shuko

FISA TEHNICA MOTOR

Capacitate maxima

670 m³/h

I.E.C. 61591

Nivel de zgomot maxim

67 dB(A)re1pW

I.E.C.60704-2-13

Presiune maxima (Pa)

500 Pa

Putere maxima motor

215 W

CLASA DE ENERGIE

B

LAGUNA

Versiune

Colectie

Design+

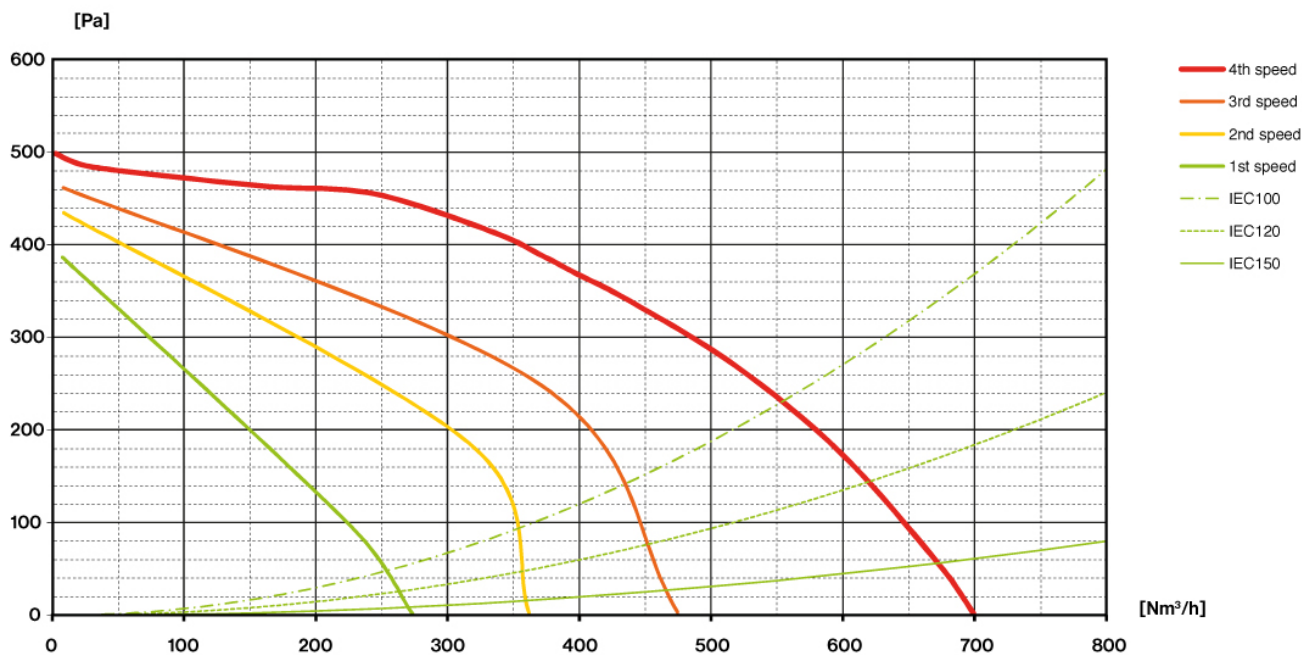
Cod EAN

8034122350912

FISA TEHNICA MOTOR

| Viteza motorului | 1 | 2 | 3 | 4 |
|--|-----|-----|-----|-----|
| Nivel de zgomot dB(A)re1pW-I.E.C.60704-2-13 | 49 | 55 | 61 | 67 |
| Capacitate (m3/h) I.E.C.61591 | 270 | 360 | 470 | 670 |
| Presiune maxima (Pa) | 390 | 420 | 460 | 500 |
| Putere motor (W) | 134 | 156 | 180 | 215 |
| Evacuare aer | 150 | 150 | 150 | 150 |

CAPACITATE/ PRESIUNE



LAGUNA

Versiune

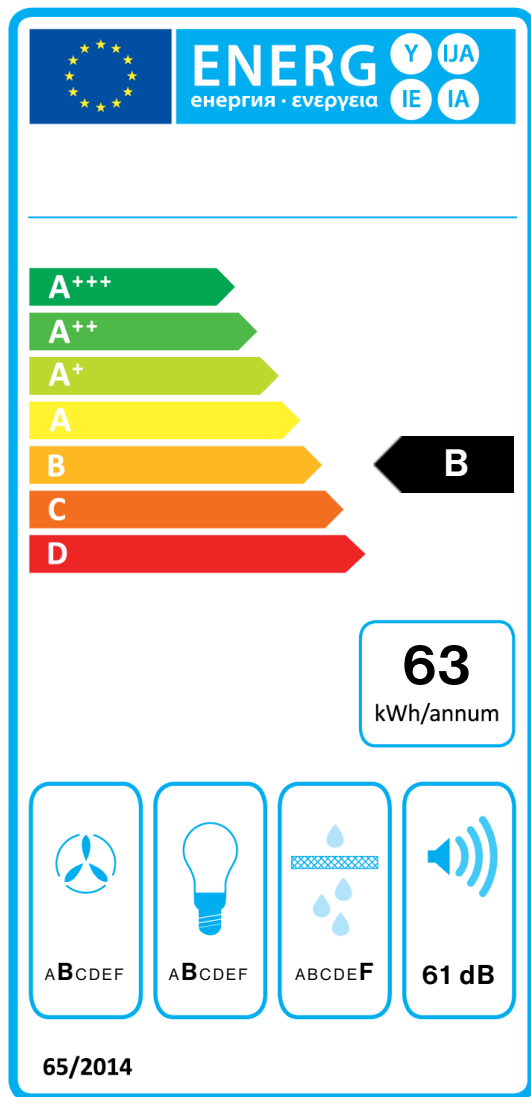
Colectie

Design+

Cod EAN

8034122350912

ETICHETA DE ENERGIE



| PF | | |
|------------|------------|-------------------|
| S | Falmec Spa | |
| M | | |
| AEC | 63,2 | kWh/a |
| EEC | B | |
| FDE | 25,5 | |
| FDEC | B | |
| LE | 20,5 | |
| LEC | B | |
| GFE | 53,0 | |
| GFEC | F | |
| Qmin | 270,0 | m ³ /h |
| Qmax | 470,0 | m ³ /h |
| Qboost | 670,0 | m ³ /h |
| SPEmin | 49 | dBa |
| SPEmax | 61 | dBa |
| SPEboost | 67 | dBa |
| PO | - | W |
| PS | 0,48 | W |
| PI | | |
| F | 1.1 | |
| EEl | 63,5 | |
| Qbep | 333,0 | m ³ /h |
| Pbep | 407 | Pa |
| Qboost | 670,0 | m ³ /h |
| Wbep | 147,7 | W |
| WL | 5,30 | W |
| Emiddle | 109 | lex |
| Lwa-SPEmax | 61 | dBa |