

GRUPPO INCASSO

Version

Slim - Built-in 50 cm - 800 m³/h

Collection

Design

EAN code

8034122359366



*The photograph is purely for information
It may not correspond to the selected version.*

FEATURES

Scotch brite stainless steel (AISI 304)

Perimeter suction

Electronic control

LED lighting

Metallic grease filter, removable and washable

Charcoal filter included

Optional remote control

Dynamic LED Light (2700K - 5600K)

TECHNICAL FEATURES

Installation type

Built-in

Dimensions

50 cm

Finishing

Scotch brite stainless steel (AISI 304)

Motor

800 m³/h

Type of control

Electronic control

Speed settings

4

Lighting

Led 2x1,2 W - 3200 K

Filter

Metallic filter "Base" - 204x207 mm - 2 pz

Charcoal filter

Round charcoal filter Ø170 mm - Type 6

Minimum distance

Gas hob: 62 cm

Electric hob: 52 cm

PACKAGING:WEIGHTS AND VOLUMES

Gross weight

11.00 kg

Net weight

8.80 kg

Volume

0.08 m³

Packaging size

Length

610 mm

Height

375 mm

Depth

350 mm

CONSUMPTION AND CONNECTION FEATURES

Maximum consumption

280 W

Voltage / Frequency

220-240V

50-60Hz

MOTOR TECHNICAL SHEET

Maximum capacity

670 m³/h

I.E.C. 61591

Maximum noise level

67 dB(A)re1pW

I.E.C.60704-2-13

Maximum pressure (Pa)

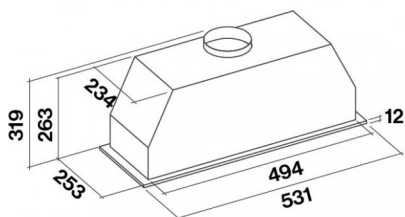
500 Pa

Max. motor power

215 W

ENERGY CLASS

B



GRUPPO INCASSO

Version

Slim - Built-in 50 cm - 800 m³/h

Collection

Design

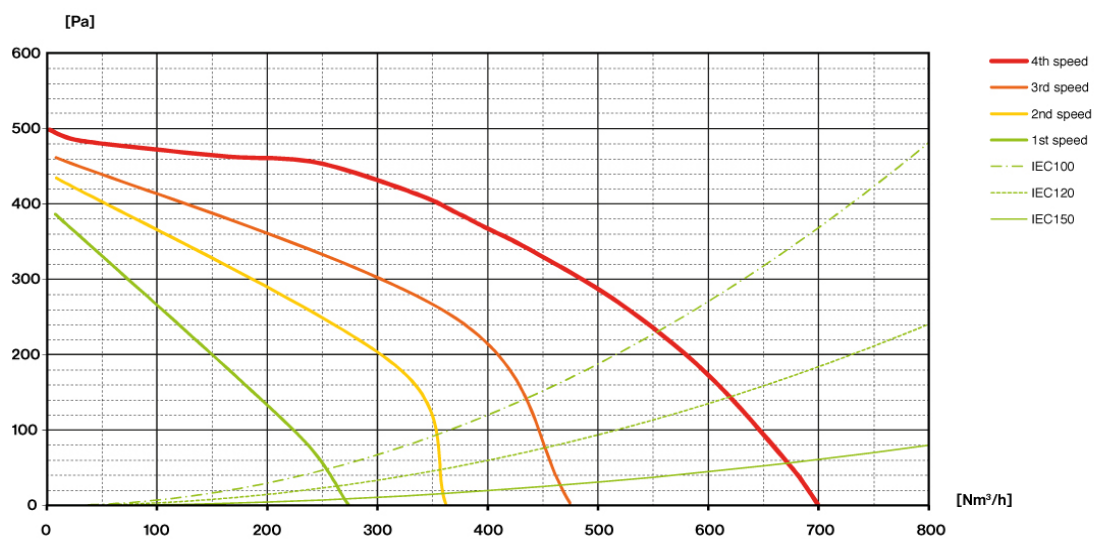
EAN code

8034122359366

MOTOR TECHNICAL SHEET

Motor speed	1	2	3	4
Noise level dB(A)re1pW-I.E.C.60704-2-13	49	55	61	67
Capacity (m3/h) I.E.C.61591 Normalized Pipes	270	360	470	670
Maximum pressure (Pa)	390	420	460	500
Motor Power (W)	134	156	180	215
Air outlet	150	150	150	150

CAPACITY / PRESSURE



GRUPPO INCASSO

Version

Slim - Built-in 50 cm - 800 m³/h


Collection

Design

EAN code

8034122359366

ENERGY LABEL



PF		
S	Falmec Spa	
M	Slim - Built-in 50 cm - 800 m ³ /h	
AEC	63,2	kWh/a
ECC	B	
FDE	25,5	
FDEC	B	
LE	27,9	
LEC	B	
GFE	53,0	
GFEC	F	
Qmin	270,0	m ³ /h
Qmax	470,0	m ³ /h
Qboost	670,0	m ³ /h
SPEmin	49	dBa
SPEmax	61	dBa
SPEboost	67	dBa
PO	-	W
PS	0,48	W
PI		
F	1,1	
EEI	63,5	
Qbep	333,0	m ³ /h
Pbep	407	Pa
Qboost	670,0	m ³ /h
Wbep	147,7	W
WL	5,30	W
Emiddle	148	lex
Lwa-SPEmax	61	dBA

PF_Product fiche according to 65/2014 S_Supplier name / M_Model identification / AEC_Annual Energy Consumption (AEC hood) / EEC_Energy Efficiency class / FDE_Fluid Dynamic Efficiency (FDE hood) / FDEC_Fluid Dynamic Efficiency class / LE_Lighting Efficiency (LE hood) / LEC_Lighting Efficiency class / GFE_Grease Filtering Efficiency / GFEC_Grease Filtering Efficiency class / Qmin_Air flow (in m³/h) at min speed in normal use / Qmax_Air flow (in m³/h) at max speed in normal use / Qboost_Air flow (in m³/h) at intensive or boost setting (max air-flow) / SPEmin_Airborne acoustical A-weighted sound power emissions at min speed in normal use / SPEmax_Airborne acoustical A-weighted sound power emissions at max speed in normal use / SPEboost_Airborne acoustical A-weighted sound power emissions (in dB) at intensive or boost setting / PO_Power consumption in off mode (Po) / Ps_Power consumption in stand by mode (Ps). **PI_Additional information according to 66/2014** F_Time increase factor / EEI_Energy Efficiency Index / Qbep_Measured air flow rate at best efficiency point / Pbep_Measured air pressure at best efficiency point / Qboost_Maximum air flow / Wbep_Measured electric power input at best efficiency point / WL_Nominal power of the lighting system / Emiddle_Average illumination of the lighting system on the cooking surface / Lwa=SPEmax_Sound pressure level at the highest speed.