

GRUPPO BLACK

01GRU-60-B - Gruppo Murano
Black 60

Sortiment

Design

EAN Kode

8034122358611



Fotografiet er udelukkende informativt
Korresponderer ikke nødvendigvis tmed den valgte model

FUNKTIONER

Kantsug
Touch control og 24 t. funktion
Vaskbare rustfrie fedtfilter
Kulfilter
Fjernbetjening i tillæg
Dynamic LED Light (2700K - 5600K)

MULIGHEDER FOR TILVALG

01MO-GAVL

Gavlmotor til udendørs brug
1000 m³/h

01MO-GAVL-15

Gavlmotor til udendørs brug
1500 m³/h

01MO-LOFT

Loftmotorer under taget 950
m³/h

01MO-LOFT-13

Loftmotor 1300 m³ Ø200 mm

KACL.770#41F

Loftmotorer 1100 m³/h
Brushless

TEKNISK BESKRIVELSE

Installation

Integreret emhætte

Dimensioner

50 cm

Materiale

Sort glas
Sortlakeret stål

Motor

800 m³/h

Betjening

Elektronisk kontrolpanel

Hastighed

3 + boost

Belysning

Led 2x1,2 W - 2700 K / 5600 K

Filter

2 x Metallfilter - Base - 204x207
mm

Kulfilter

Rundt kulfilter Ø170 mm. Type 6
(Tilvalg)

Minimumsafstand

Gaskomfur: 62 cm
Kogeplade: 52 cm

EMBALLAGE: VÆGT OG VOLUMEN

Bruttovægt

13 kg

Nettovægt

11 kg

Volumen

0.09 m³

Mål på emballage

Længde

610 mm

Højde

380 mm

Dybde

375 mm

FORBRUG OG TILSLUTNINGSMULIGHEDER

Maksimalt forbrug

280 W

Spænding

220-240V

Frekvens

50-60Hz

Shuko

DATABLAD MOTOR

Maksimal kapacitet

670 m³/h

I.E.C. 61591

Maksimalt støjniveau

67 dB(A)re1pW

I.E.C.60704-2-13

Maksimalt tryk (Pa)

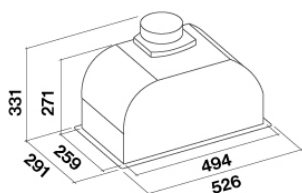
500 Pa

Maksimal sugestyrke

215 W

ENERGIKLASSE

B



GRUPPO BLACK

01GRU-60-B - Gruppo Murano
Black 60

Sortiment

Design

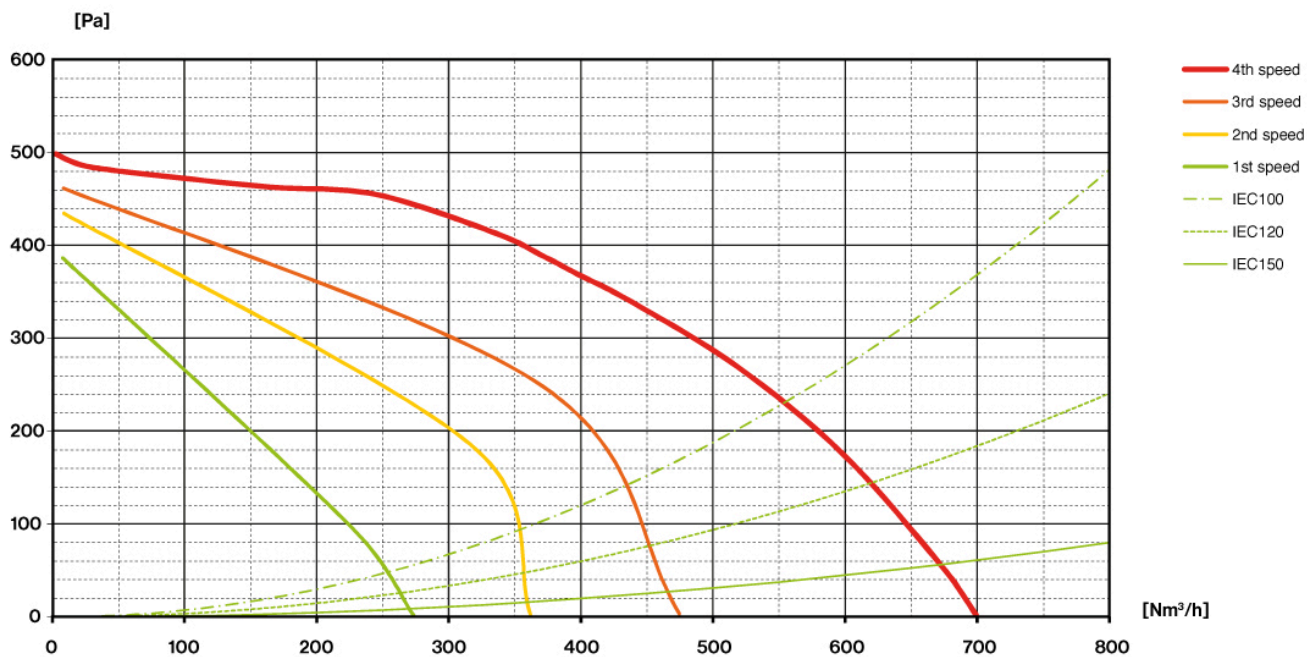
EAN Kode

8034122358611

DATABLAD MOTOR

Motorhastighed	1	2	3	4
Støjniveau dB(A) _{re1pW-I.E.C.60704-2-13}	49	55	61	67
Kapacitet (m ³ /h) I.E.C.61591	270	360	470	670
Maksimalt tryk (Pa)	390	420	460	500
Forbrug (W)	134	156	180	215
Luftudtag	150	150	150	150

KAPACITET / TRYK



GRUPPO BLACK

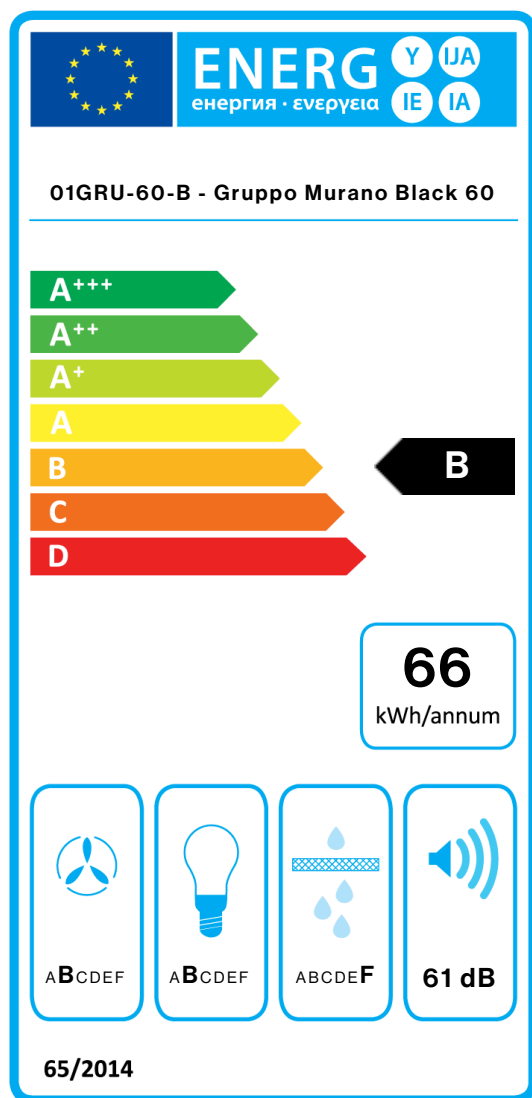
01GRU-60-B - Gruppo Murano
Black 60

Sortiment

Design

EAN Kode

8034122358611



PF		
S	Falmec Spa	
M	01GRU-60-B - Gruppo Murano Black 60	
AEC	65,9	kWh/a
EEC	B	
FDE	25,5	
FDEC	B	
LE	21,6	
LEC	B	
GFE	53,0	
GFEC	F	
Qmin	270,0	m ³ /h
Qmax	470,0	m ³ /h
Qboost	670,0	m ³ /h
SPEmin	49	dBa
SPEmax	61	dBa
SPEboost	67	dBa
PO	-	W
PS	0,48	W
PI		
F	1,1	
EEI	64,9	
Qbep	333,0	m ³ /h
Pbep	407	Pa
Qboost	670,0	m ³ /h
Wbep	147,7	W
WL	9,00	W
Emiddle	190	lux
Lwa-SPEmax	61	dBa

PF_Product fiche according to 65/2014 S_Supplier name / M_Model identification / AEC_Annual Energy Consumption (AEC hood) / EEC_Energy Efficiency class / FDE_Fluid Dynamic Efficiency (FDE hood) / FDEC_Fluid Dynamic Efficiency class / LE_Lighting Efficiency (LE hood) / LEC_Lighting Efficiency class / GFE_Grease Filtering Efficiency / GFEC_Grease Filtering Efficiency class / Qmin_Air flow (in m³/h) at min speed in normal use / Qmax_Air flow (in m³/h) at max speed in normal use / Qboost_Air flow (in m³/h) at intensive or boost setting (max air-flow) / SPEmin_Airborne acoustical A-weighted sound power emissions at min speed in normal use / SPEmax_Airborne acoustical A-weighted sound power emissions at max speed in normal use / SPEboost_Airborne acoustical A-weighted sound power emissions (in dB) at intensive or boost setting / PO_Power consumption in off mode (Po) / Ps_Power consumption in stand by mode (Ps). **PI_Additional information according to 66/2014** F_Time increase factor / EEI_Energy Efficiency Index / Qbep_Measured air flow rate at best efficiency point / Pbep_Measured air pressure at best efficiency point / Qboost_Maximum air flow / Wbep_Measured electric power input at best efficiency point / WL_Nominal power of the lighting system / Emiddle_Average illumination of the lighting system on the cooking surface / Lwa=SPEmax_Sound pressure level at the highest speed.