

LAGUNA

Versiune

Colectie

Design+

Cod EAN

8034122350905



Fotografie cu caracter strict orientativ
Aceasta poate sa nu corespunda versiunii selectate

CARACTERISTICI

Aspiratie perimetrala
Touch control + functia 24 h
Filtru de grasime metalic, detasabil si lavabil
Filtru de carbon inclus

ACCESORII OPTIONALE

KACL.770#41F
Motor de acoperis 1100 m³/h
Brushless
KACL.786#41F
Motor de exterior 1000 m³/h
KACL.796#4AF
Motor de exterior 1500 m³/h
KACL.797#4AF
Motor de acoperis 1300 m³/h
KACL.798#41F
Motor de acoperis 950 m³/h
KACL.815
Lavete pentru curatare inox (cutie 10 buc)
KACL.824#F
Sticla alba - Perete 60 cm
KACL.824#N
Sticla neagra - Perete 60 cm

CARACTERISTICI TEHNICE

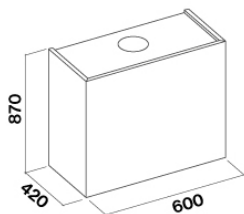
Tip de instalare
De perete
Finisaj
Inox Scotch Brite (AISI 304)
Sticla tratata termic
Motor
800 m³/h
Tipul panoului de control
Touch control
Setari de viteza
4
Iluminare
LED 4x1,2 W - 3200 K
Filtru
2 x Filtru metalic "Base" - 235x245 mm
Filtru de Carbon
Filtru de carbon rotund Ø170 mm - Tip 6 (optional)
Distanta minima
Plita cu gaz: 60 cm
Plita electrica: 52 cm

AMBALARE: GREUTATE SI VOLUM

LAGUNA Greutate bruta
27 kg
Greutate neta
21 kg
Volum
0.39 m³
Dimensiuni ambalaj
Lungime 1035 mm
Inaltime 510 mm
Adancime 740 mm
KIT STICLA Sticla alba - Perete 60 cm Greutate bruta
15 kg
Greutate neta
13 kg
Volum
0.06 m³
Dimensiuni ambalaj
Lungime 945 mm
Inaltime 105 mm
Adancime 655 mm

CARACTERISTICI CONSUM SI CONEXIUNE

Curent
220-240V
Frecventa
50-60Hz
Tip stecher
Shuko
FISA TEHNICA MOTOR
Capacitate maxima
670 m³/h
I.E.C. 61591
Nivel de zgomot maxim
67 dB(A)re1pW
I.E.C.60704-2-13
Presiune maxima (Pa)
500 Pa
Putere maxima motor
215 W
CLASA DE ENERGIE
B



LAGUNA

Versiune

Colectie

Design+

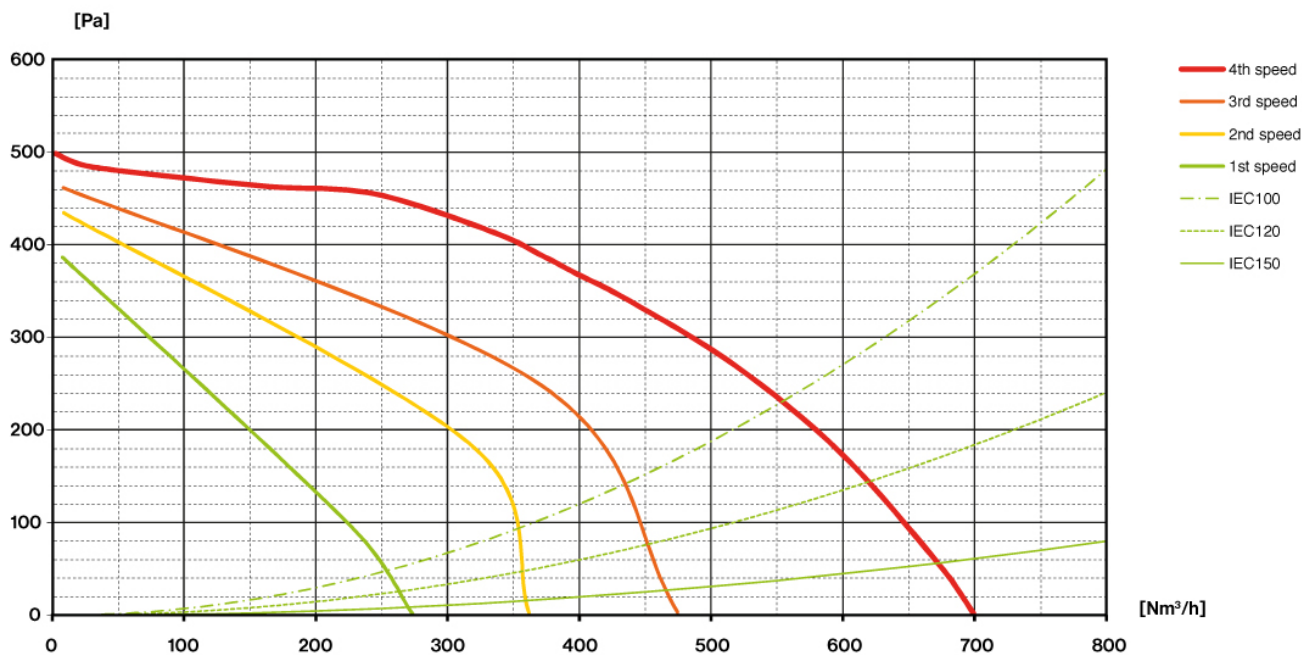
Cod EAN

8034122350905

FISA TEHNICA MOTOR

Viteza motorului	1	2	3	4
Nivel de zgomot dB(A)re1pW-I.E.C.60704-2-13	49	55	61	67
Capacitate (m3/h) I.E.C.61591	270	360	470	670
Presiune maxima (Pa)	390	420	460	500
Putere motor (W)	134	156	180	215
Evacuare aer	150	150	150	150

CAPACITATE/ PRESIUNE



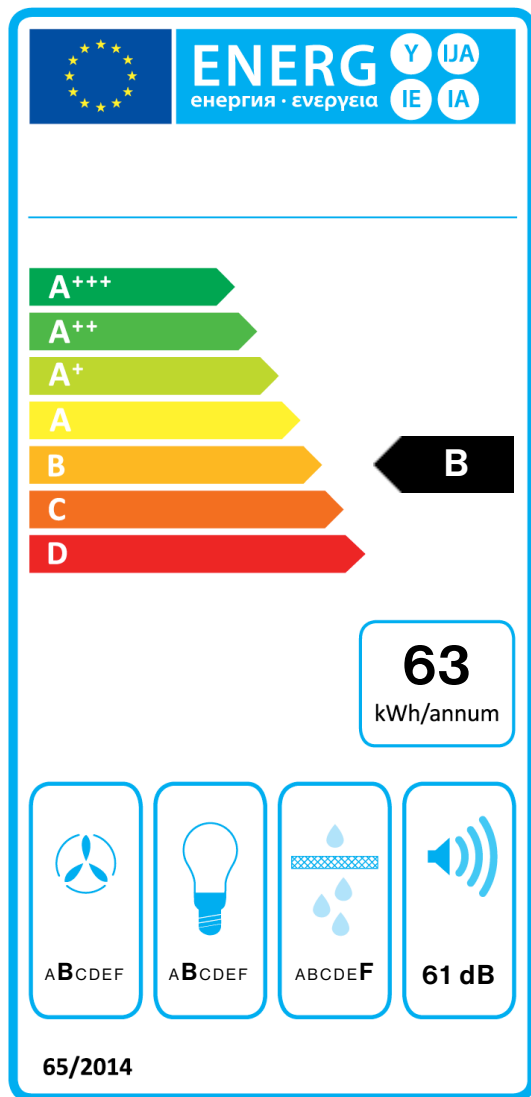
LAGUNA

Versiune

Colectie
Design+

Cod EAN
8034122350905

ETICHETA DE ENERGIE



PF		
S	Falmec Spa	
M		
AEC	63,2	kWh/a
EEC	B	
FDE	25,5	
FDEC	B	
LE	20,5	
LEC	B	
GFE	53,0	
GFEC	F	
Qmin	270,0	m ³ /h
Qmax	470,0	m ³ /h
Qboost	670,0	m ³ /h
SPEmin	49	dBa
SPEmax	61	dBa
SPEboost	67	dBa
PO	-	W
PS	0,48	W
PI		
F	1.1	
EEl	63,5	
Qbep	333,0	m ³ /h
Pbep	407	Pa
Qboost	670,0	m ³ /h
Wbep	147,7	W
WL	5,30	W
Emiddle	109	lex
Lwa-SPEmax	61	dBa