

MOVE GREEN TECH

Version

Built-in 90 cm - Black - 800 m³/h

Collection

Design

EAN code

8034122101835



The photograph is purely for information
It may not correspond to the selected version.

FEATURES

Sliding door
Electronic control
Metallic grease filter, removable and washable
Optional combined regenerable Carbon.Zeo filter
Optional Chimney
Optional glass shelf
Dynamic LED Light (2700K - 5600K)
Green Tech Motor

OPTIONAL ACCESSORIES

KACL.107
Glass shelf 90 cm
KACL.770#41F
Remote under-roof 1100 m³/h
Brushless
KACL.786#41F
Outdoor extractor fan 1000 m³/h
KACL.796#4AF
Outdoor extractor fan 1500 m³/h
KACL.797#4AF
Remote under-roof motor 1300 m³/h
KACL.798#41F
Remote under-roof motor 950 m³/h
KACL.815
Protective cleaning cloths for stainless steel (box 10 pcs)
KACL.934
Carbon.Zeo filters
KCVJN.00#3
Telescopic chimney h 185 + h 185
KCVJN.01#3
Chimney h 120 mm
103050093
Charcoal Filter Ø192mm

TECHNICAL FEATURES

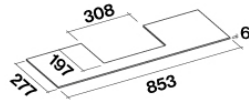
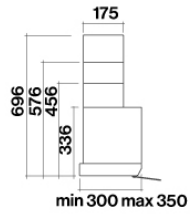
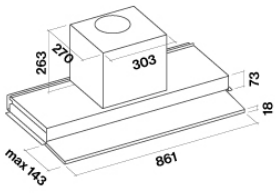
Installation type
Built-in
Dimensions
90 cm
Finishing
Scotch brite stainless steel (AISI 304)
Lower part in black tempered glass
Motor
800 m³/h
Type of control
Electronic control
Speed settings
4
Lighting
Led 3x1,2 W - 2700 K / 5600 K
Minimum distance
Gas hob: 52 cm
Electric hob: 52 cm

PACKAGING:WEIGHTS AND VOLUMES

Gross weight
20.2 kg
Net weight
16.8 kg
Volumes
0.19 m³
Packaging size
Length
995 mm
Height
410 mm
Depth
465 mm

CONSUMPTION AND CONNECTION FEATURES

Maximum consumption
150 W
Voltage
220-240V
Frequency
50-60Hz
ENERGY CLASS
A++



MOVE GREEN TECH

Version

Built-in 90 cm - Black - 800 m3/h

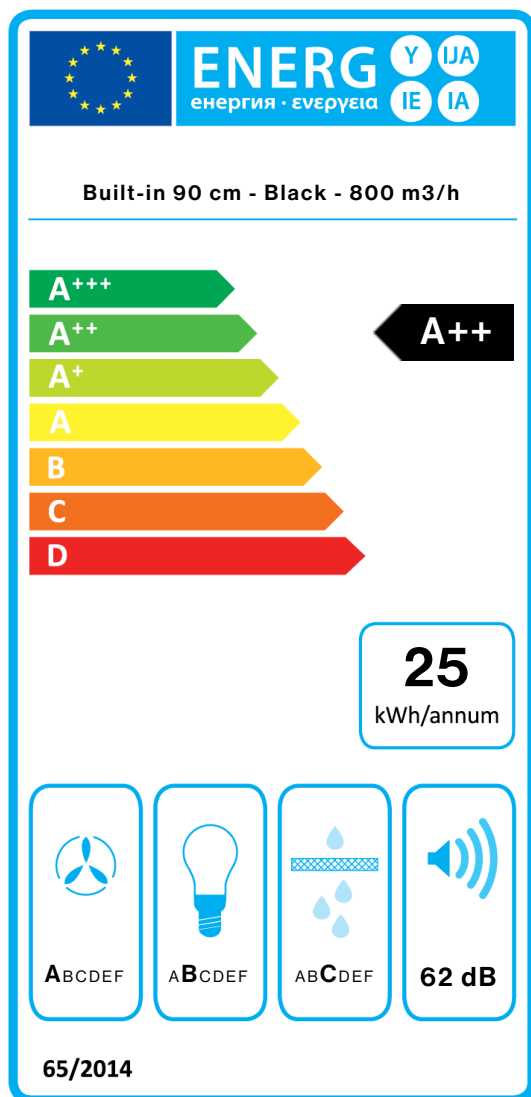
Collection

Design

EAN code

8034122101835

ENERGY LABEL



PF		
S	Falmec Spa	
M	Built-in 90 cm - Black - 800 m3/h	
AEC	24,5	kWh/a
EEC	A++	
FDE	37,7	
FDEC	A	
LE	20,7	
LEC	B	
GFE	80,0	
GFEC	C	
Qmin	210,0	m ³ /h
Qmax	510,0	m ³ /h
Qboost	640,0	m ³ /h
SPEmin	48	dBa
SPEmax	62	dBa
SPEboost	67	dBa
PO	-	W
PS	0,48	W
PI		
F	0.6	
EEl	35,8	
Qbep	358,0	m ³ /h
Pbep	341	Pa
Qboost	640,0	m ³ /h
Wbep	90,0	W
WL	6,50	W
Emiddle	134	lex
Lwa-SPEmax	62	dBa

PF_Product fiche according to 65/2014 S_Supplier name / M_Model identification / AEC_Annual Energy Consumption (AEC hood) / EEC_Energy Efficiency class / FDE_Fluid Dynamic Efficiency (FDE hood) / FDEC_Fluid Dynamic Efficiency class / LE_Lighting Efficiency (LE hood) / LEC_Lighting Efficiency class / GFE_Grease Filtering Efficiency / GFEC_Grease Filtering Efficiency class / Qmin_Air flow (in m³/h) at min speed in normal use / Qmax_Air flow (in m³/h) at max speed in normal use / Qboost_Air flow (in m³/h) at intensive or boost setting (max air-flow) / SPEmin_Airborne acoustical A-weighted sound power emissions at min speed in normal use / SPEmax_Airborne acoustical A-weighted sound power emissions at max speed in normal use / SPEboost_Airborne acoustical A-weighted sound power emissions (in dB) at intensive or boost setting / PO_Power consumption in off mode (Po) / Ps_Power consumption in stand by mode (Ps). **PI_Additional information according to 66/2014** F_Time increase factor / EEl_Energy Efficiency Index / Qbep_Measured air flow rate at best efficiency point / Pbep_Measured air pressure at best efficiency point / Qboost_Maximum air flow / Wbep_Measured electric power input at best efficiency point / WL_Nominal power of the lighting system / Emiddle_Average illumination of the lighting system on the cooking surface / Lwa=SPEmax_Sound pressure level at the highest speed.