

FLIPPER GREEN TECH

Version

Wall 85 cm - Satin Black - 800 m³/h

Collection

Design

EAN code

8034122101736



*The photograph is purely for information
It may not correspond to the selected version.*

FEATURES

Electronic control
LED lighting
Metallic grease filter, removable and washable
Optional combined regenerable Carbon.Zeo filter
Charcoal filter included
Possible to duct wall mounted from rear
Optional Chimney
Black tempered glass with steel central band
Green Tech Motor

OPTIONAL ACCESSORIES

KACL.770#41F
Remote under-roof 1100 m³/h
Brushless
KACL.786#41F
Outdoor extractor fan 1000 m³/h
KACL.796#4AF
Outdoor extractor fan 1500 m³/h
KACL.797#4AF
Remote under-roof motor 1300 m³/h
KACL.798#41F
Remote under-roof motor 950 m³/h
KACL.941
External filter unit for sloped hoods
KCQAN.00#I
Chimney (Inox)
103050093
Charcoal Filter Ø192mm

TECHNICAL FEATURES

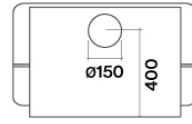
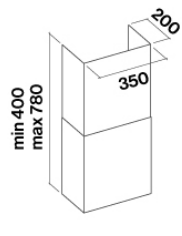
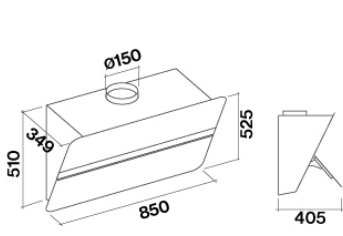
Installation type
Wall
Dimensions
85 cm
Finishing
Black glass satin finishing
Black tempered glass with
Stainless Steel central band
Motor
800 m³/h
Type of control
Electronic control
Speed settings
4
Lighting
Led 2x1,2 W - 3200 K
Charcoal filter
Charcoal Filter Ø192mm
(optional)
Minimum distance
Gas hob: 52 cm
Electric hob: 52 cm

PACKAGING:WEIGHTS AND VOLUMES

Gross weight
30 kg
Net weight
25 kg
Volumes
0.27 m³
Packaging size
Length
950 mm
Height
440 mm
Depth
655 mm

CONSUMPTION AND CONNECTION FEATURES

Maximum consumption
150 W
Voltage
220-240V
Frequency
50-60Hz
ENERGY CLASS
A+++



FLIPPER GREEN TECH

Version

Wall 85 cm - Satin Black - 800 m3/h


Collection

Design

EAN code

8034122101736

ENERGY LABEL



PF		
S	Falmec Spa	
M	Wall 85 cm - Satin Black - 800 m3/h	
AEC	21,8	kWh/a
EEC	A+++	
FDE	41,1	
FDEC	A	
LE	23,4	
LEC	B	
GFE	82,0	
GFEC	C	
Qmin	220,0	m ³ /h
Qmax	530,0	m ³ /h
Qboost	670,0	m ³ /h
SPEmin	45	dBa
SPEmax	58	dBa
SPEboost	65	dBa
PO	-	W
PS	0,48	W
PI		
F	0.5	
EEL	29,9	
Qbep	412,0	m ³ /h
Pbep	359	Pa
Qboost	670,0	m ³ /h
Wbep	100,0	W
WL	4,90	W
Emiddle	114	lex
Lwa-SPEmax	58	dBa

PF_Product fiche according to 65/2014 S_Supplier name / M_Model identification / AEC_Annual Energy Consumption (AEC hood) / EEC_Energy Efficiency class / FDE_Fluid Dynamic Efficiency (FDE hood) / FDEC_Fluid Dynamic Efficiency class / LE_Lighting Efficiency (LE hood) / LEC_Lighting Efficiency class / GFE_Grease Filtering Efficiency / GFEC_Grease Filtering Efficiency class / Qmin_Air flow (in m³/h) at min speed in normal use / Qmax_Air flow (in m³/h) at max speed in normal use / Qboost_Air flow (in m³/h) at intensive or boost setting (max air-flow) / SPEmin_Airborne acoustical A-weighted sound power emissions at min speed in normal use / SPEmax_Airborne acoustical A-weighted sound power emissions at max speed in normal use / SPEboost_Airborne acoustical A-weighted sound power emissions (in dB) at intensive or boost setting / PO_Power consumption in off mode (Po) / Ps_Power consumption in stand by mode (Ps). **PI_Additional information according to 66/2014** F_Time increase factor / EEL_Energy Efficiency Index / Qbep_Measured air flow rate at best efficiency point / Pbep_Measured air pressure at best efficiency point / Qboost_Maximum air flow / Wbep_Measured electric power input at best efficiency point / WL_Nominal power of the lighting system / Emiddle_Average illumination of the lighting system on the cooking surface / Lwa=SPEmax_Sound pressure level at the highest speed.