

VERSO

01VER-85-VGS Væg - 85 cm -
Sort -800 m³/h

Sortiment

Design

EAN Kode

8034122358741



Fotografiet er udelukkende informativt
Korresponderer ikke nødvendigvis tmed den valgte model

FUNKTIONER

Tempereret glas
Touch control og 24 t. funktion
Vaskbare rustfrie fedtfiltere
Mulighed for Kul/Zeolitfilter.
Regenererbart
Kulfilter
Mulighed for bagudvending af motor
Skorsten medfølger ved aftræk
Dynamic LED Light (2700K - 5600K)

MULIGHEDER FOR TILVALG

01RECIRK-941

Ekstern filterenhed til skrå emfang

KACL.865

Air flow conveyer til recirkulation. Væghængte modeller.

KACL.958#NF

Ekstern filterenhed til skrå emfang (Black)

KCQAN.00#N

Optional chimney (Black)

TEKNISK BESKRIVELSE

Installation

Væg

Dimensioner

85 cm

Materiale

Sort tempereret glas

Motor

800 m³/h

Betjening

Betjening med touch

Hastighed

3 + boost

Belysning

Led 2x1,2 W - 2700 K / 5600 K

Kulfilter

Rundt kulfilter Ø170 mm. Type 6 (Tilvalg)

Minimumsafstand

Gaskomfur: 52 cm

Kogeplade: 52 cm

EMBALLAGE: VÆGT OG VOLUMEN

Bruttovægt

23.8 kg

Nettovægt

18.7 kg

Volumen

0.27 m³

Mål på emballage

Længde

995 mm

Højde

450 mm

Dybde

595 mm

FORBRUG OG TILSLUTNINGSMULIGHEDER

Maksimalt forbrug

280 W

Spænding

220-240V

Frekvens

50-60Hz

Schuko

DATABLAD MOTOR

Maksimal kapacitet

750 m³/h

I.E.C. 61591

Maksimalt støjniveau

66 dB(A)_{re1pW}

I.E.C.60704-2-13

Maksimalt tryk (Pa)

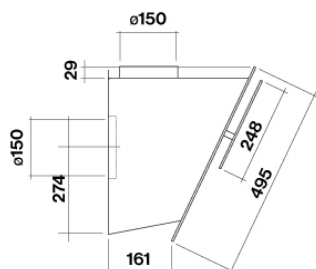
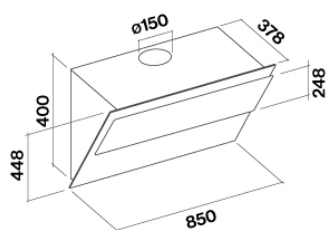
510 Pa

Maksimal sugestyrke

224 W

ENERGIKLASSE

A



VERSO

01VER-85-VGS Væg - 85 cm -
Sort -800 m³/h

Sortiment

Design

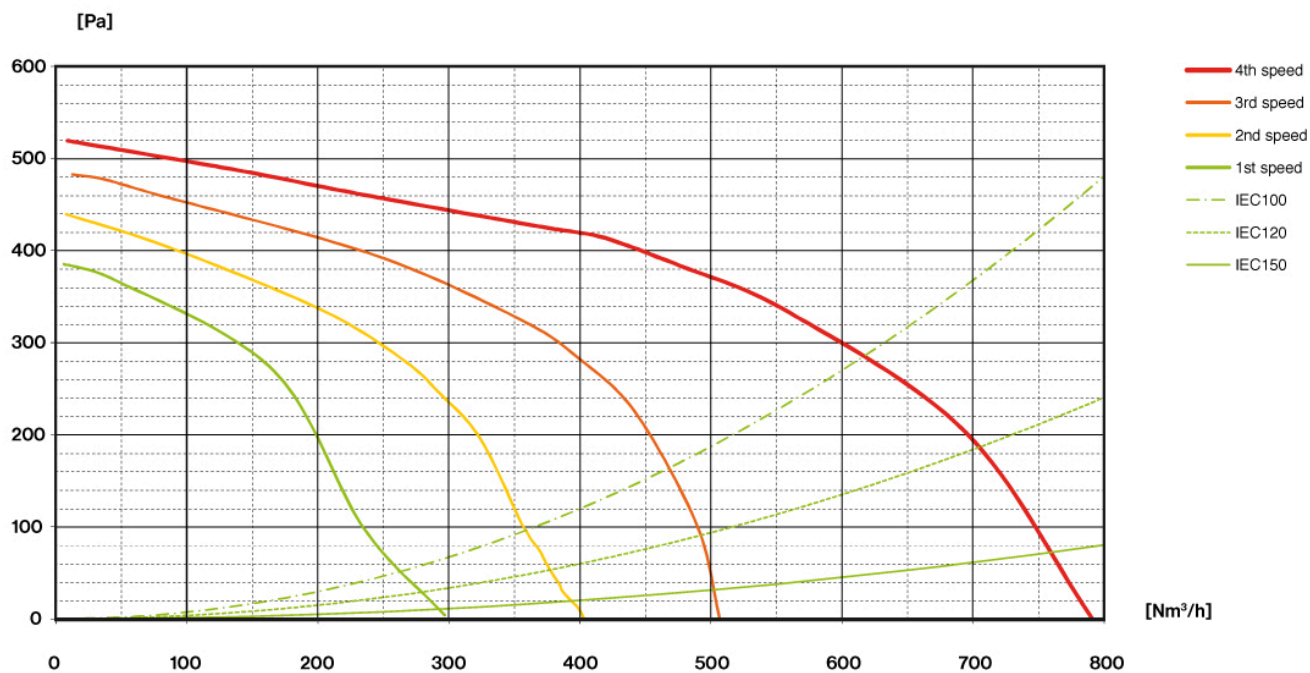
EAN Kode

8034122358741

DATABLAD MOTOR

Motorhastighed	1	2	3	4
Støjniveau dB(A) _{re1pW-I.E.C.60704-2-13}	46	53	58	66
Kapacitet (m ³ /h) I.E.C.61591	295	390	500	750
Maksimalt tryk (Pa)	390	440	490	510
Forbrug (W)	130	150	178	224
Luftudtag	150	150	150	150

KAPACITET / TRYK



VERSO

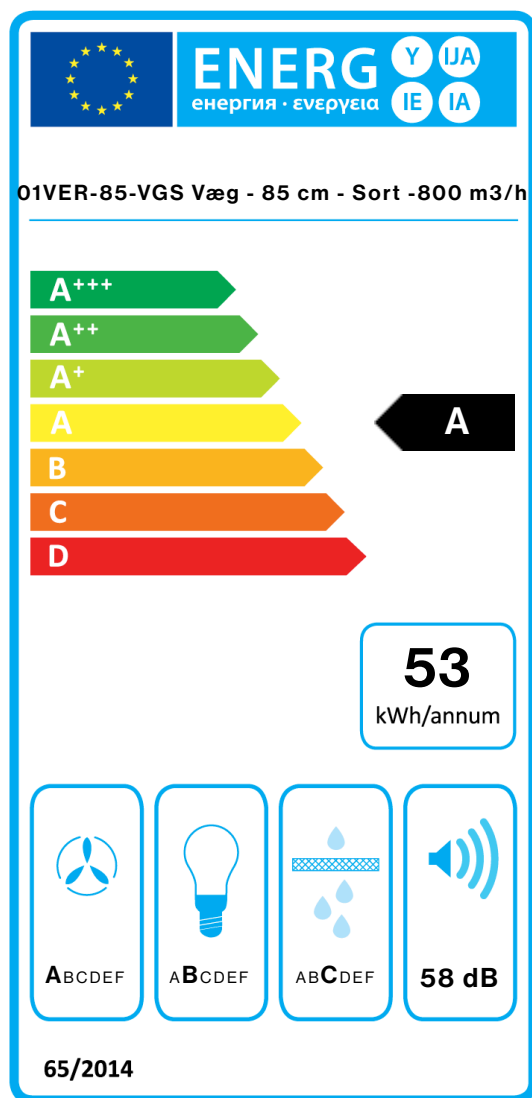
01VER-85-VGS Væg - 85 cm -
Sort -800 m3/h

Sortiment

Design

EAN Kode

8034122358741



PF		
S	Falmec Spa	
M	01VER-85-VGS Væg - 85 cm - Sort -800 m3/h	
AEC	53,1	kWh/a
EEC	A	
FDE	31,6	
FDEC	A	
LE	21,6	
LEC	B	
GFE	82,0	
GFEC	C	
Qmin	295,0	m³/h
Qmax	500,0	m³/h
Qboost	750,0	m³/h
SPEmin	46	dBa
SPEmax	58	dBa
SPEboost	66	dBa
PO	-	W
PS	0,48	W
PI		
F	0.9	
EEI	52,7	
Qbep	440,0	m³/h
Pbep	388	Pa
Qboost	750,0	m³/h
Wbep	150,0	W
WL	5,30	W
Emiddle	114	lux
Lwa-SPEmax	58	dBa

PF_Product fiche according to 65/2014 S_Supplier name / M_Model identification / AEC_Annual Energy Consumption (AEC hood) / EEC_Energy Efficiency class / FDE_Fluid Dynamic Efficiency (FDE hood) / FDEC_Fluid Dynamic Efficiency class / LE_Lighting Efficiency (LE hood) / LEC_Lighting Efficiency class / GFE_Grease Filtering Efficiency / GFEC_Grease Filtering Efficiency class / Qmin_Air flow (in m³/h) at min speed in normal use / Qmax_Air flow (in m³/h) at max speed in normal use / Qboost_Air flow (in m³/h) at intensive or boost setting (max air-flow) / SPEmin_Airborne acoustical A-weighted sound power emissions at min speed in normal use / SPEmax_Airborne acoustical A-weighted sound power emissions at max speed in normal use / SPEboost_Airborne acoustical A-weighted sound power emissions (in dB) at intensive or boost setting / PO_Power consumption in off mode (Po) / Ps_Power consumption in stand by mode (Ps). **PI_Additional information according to 66/2014** F_Time increase factor / EEI_Energy Efficiency Index / Qbep_Measured air flow rate at best efficiency point / Pbep_Measured air pressure at best efficiency point / Qboost_Maximum air flow / Wbep_Measured electric power input at best efficiency point / WL_Nominal power of the lighting system / Emiddle_Average illumination of the lighting system on the cooking surface / Lwa=SPEmax_Sound pressure level at the highest speed.