

VERSO

Version

Black - 55cm - 800 m³/h

Collection

Design

EAN code

8034122358734



*The photograph is purely for information
It may not correspond to the selected version.*

FEATURES

Tempered glass
Touch control + 24 h function
LED lighting
Metallic grease filter,
removable and washable
Optional combined regenaleble
Carbon.Zeo filter
Charcoal filter included
Possible to duct wall mounted
from rear
Optional Chimney

OPTIONAL ACCESSORIES

KACL.770#41F
Remote under-roof 1100 m³/h
Brushless

KACL.786#41F
Outdoor extractor fan 1000
m³/h

KACL.796#4AF
Outdoor extractor fan 1500 m³/h

KACL.797#4AF
Remote under-roof motor 1300
m³/h

KACL.798#41F
Remote under-roof motor 950
m³/h

KACL.941
External filter unit for sloped
hoods

KCQAN.00#N
Optional chimney (Black)

TECHNICAL FEATURES

Installation type
Wall

Dimensions
55 cm

Finishing
Black tempered glass

Motor
800 m³/h

Type of control
Touch control

Speed settings
4

Lighting
Led 2x1,2 W - 3200 K

Charcoal filter
Round charcoal filter Ø170 mm -
Type 6 (optional)

Minimum distance
Gas hob: 52 cm
Electric hob: 52 cm

PACKAGING:WEIGHTS AND VOLUMES

Gross weight
19.7 kg

Net weight
16.2 kg

Volumes
0.19 m³

Packaging size
Length
710 mm
Height
450 mm
Depth
595 mm

CONSUMPTION AND CONNECTION FEATURES

Maximum consumption
280 W

Voltage
220-240V

Frequency
50-60Hz

Plug type
Schuko

MOTOR TECHNICAL SHEET

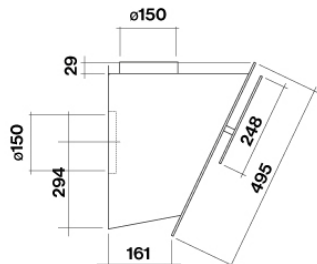
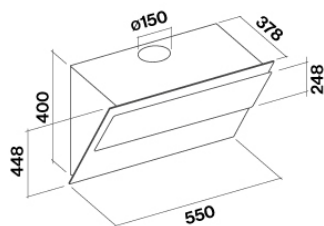
Maximum capacity
750 m³/h
I.E.C. 61591

Maximum noise level
66 dB(A)re1pW
I.E.C.60704-2-13

Maximum pressure (Pa)
510 Pa

Max. motor power
224 W

ENERGY CLASS
A



VERSO

Version

Black - 55cm - 800 m³/h

Collection

Design

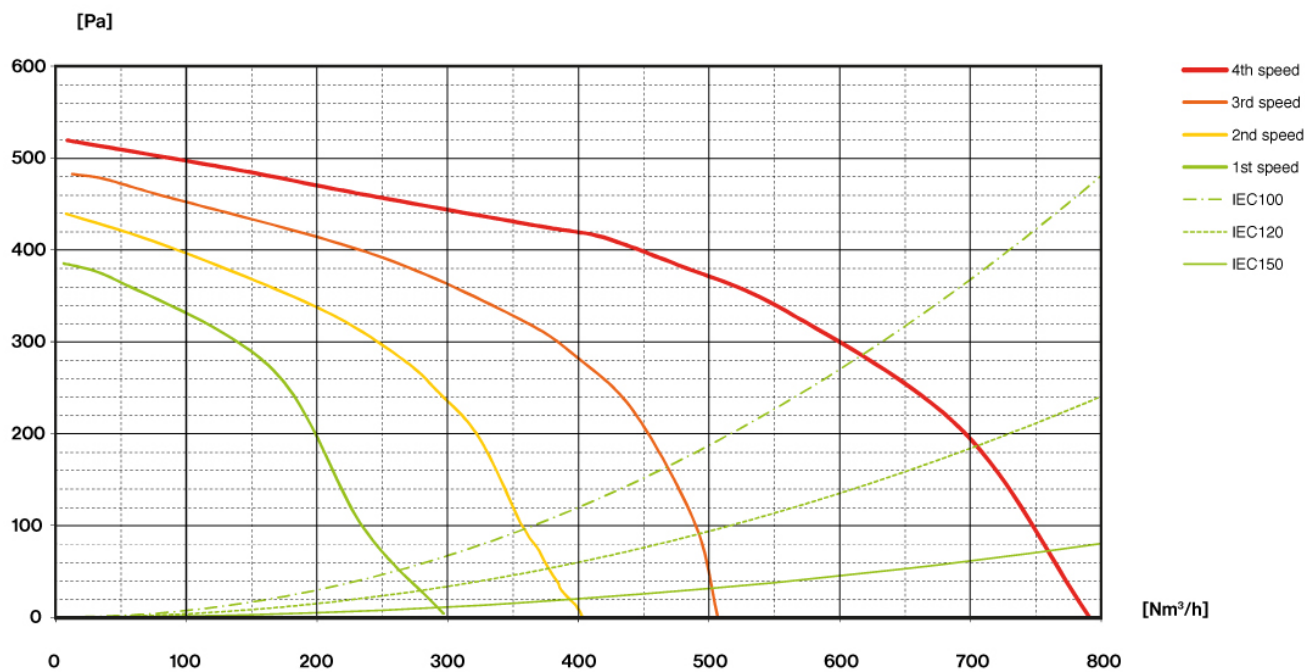
EAN code

8034122358734

MOTOR TECHNICAL SHEET

Motor speed	1	2	3	4
Noise level dB(A) _{re1pW-I.E.C.60704-2-13}	46	53	58	66
Capacity (m ³ /h) I.E.C.61591	295	390	500	750
Maximum pressure (Pa)	390	440	490	510
Motor Power (W)	130	150	178	224
Air outlet	150	150	150	150

CAPACITY / PRESSURE



VERSO

Version

Black - 55cm - 800 m3/h

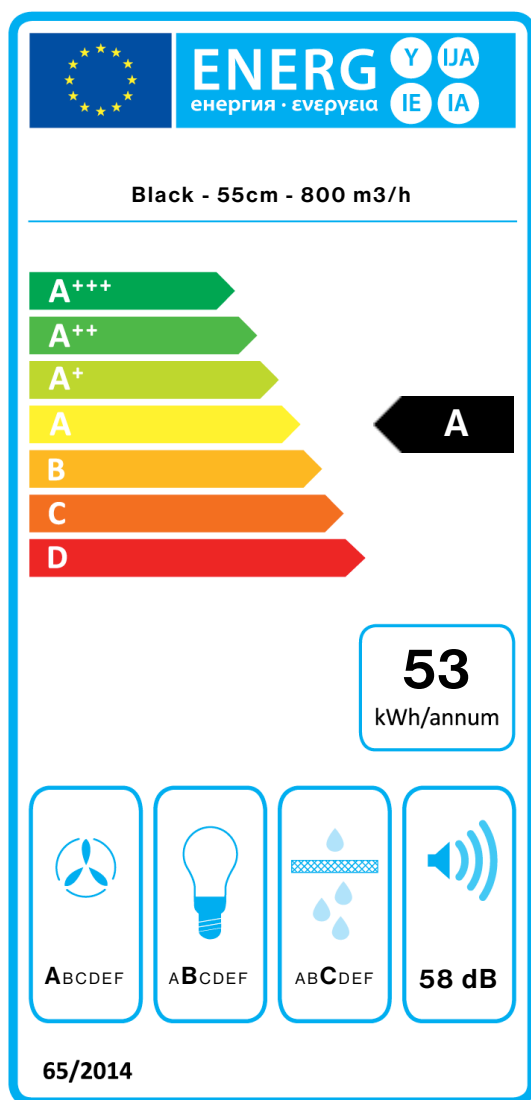
Collection

Design

EAN code

8034122358734

ENERGY LABEL



PF		
S	Falmec Spa	
M	Black - 55cm - 800 m3/h	
AEC	53,1	kWh/a
EEC	A	
FDE	31,6	
FDEC	A	
LE	21,6	
LEC	B	
GFE	82,0	
GFEC	C	
Qmin	295,0	m ³ /h
Qmax	500,0	m ³ /h
Qboost	750,0	m ³ /h
SPEmin	46	dBa
SPEmax	58	dBa
SPEboost	66	dBa
PO	-	W
PS	0,48	W
PI		
F	0.9	
EEL	52,7	
Qbep	440,0	m ³ /h
Pbep	388	Pa
Qboost	750,0	m ³ /h
Wbep	150,0	W
WL	5,30	W
Emiddle	114	lex
Lwa-SPEmax	58	dBa

PF_Product fiche according to 65/2014 S_Supplier name / M_Model identification / AEC_Annual Energy Consumption (AEC hood) / EEC_Energy Efficiency class / FDE_Fluid Dynamic Efficiency (FDE hood) / FDEC_Fluid Dynamic Efficiency class / LE_Lighting Efficiency (LE hood) / LEC_Lighting Efficiency class / GFE_Grease Filtering Efficiency / GFEC_Grease Filtering Efficiency class / Qmin_Air flow (in m³/h) at min speed in normal use / Qmax_Air flow (in m³/h) at max speed in normal use / Qboost_Air flow (in m³/h) at intensive or boost setting (max air-flow) / SPEmin_Airborne acoustical A-weighted sound power emissions at min speed in normal use / SPEmax_Airborne acoustical A-weighted sound power emissions at max speed in normal use / SPEboost_Airborne acoustical A-weighted sound power emissions (in dB) at intensive or boost setting / PO_Power consumption in off mode (Po) / Ps_Power consumption in stand by mode (Ps). **PI_Additional information according to 66/2014** F_Time increase factor / EEL_Energy Efficiency Index / Qbep_Measured air flow rate at best efficiency point / Pbep_Measured air pressure at best efficiency point / Qboost_Maximum air flow / Wbep_Measured electric power input at best efficiency point / WL_Nominal power of the lighting system / Emiddle_Average illumination of the lighting system on the cooking surface / Lwa=SPEmax_Sound pressure level at the highest speed.