

## SOPHIE

### Version

Island - 54 cm - Worn copper -  
600 m<sup>3</sup>/h

### Designer

### Collection

Circle.Tech

### EAN code

8034122476872

## FEATURES

**Metallic grease filter, removable and washable**

**Combined Carbon.Zeo filter, regenerable**

**Remote control (optional)**

**Perimeter suction with tempered glass panel**

**Rotary Switch**

**Circle.Tech technology with**

**Carbon.Zeo Filters**

**Painted Steel with Worn Copper finish**

**Dynamic Light (2700K - 5600K)**

**Dialogue system with auto mode**

Strip LED 18w until 06.23.23

## OPTIONAL ACCESSORIES

### 105080053

Remote control

### KACL.143

Cables adjustable up to 340 cm

### KACL.162#A4F

ø 22 cm lamp, Worn Copper

### KACL.944

Carbon.Zeo spare filter kit for

Circle.Tech hoods

## TECHNICAL FEATURES

### Installation type

Island

### Dimensions

54 cm

### Finishing

Painted steel worn copper

### Motor

600 m<sup>3</sup>/h

### Type of control

Rotary Switch

### Speed

3 + boost

### Lighting

Strip Led - 2700 K / 5600 K


### Charcoal filter

Carbon.Zeo spare filter kit for Circle.Tech hoods (included)

### Minimum distance

Gas hob: 53 cm

Electric hob: 52 cm



*Photograph is for information purposes only  
It may not correspond to the selected version.*

## PACKAGING:WEIGHTS AND VOLUMES

### Gross weight

27 kg

### Net weight

20.9 kg

### Volumes

0.3 m<sup>3</sup>

### Packaging size

Length

775 mm

Height

550 mm

Depth

705 mm

## CONSUMPTION AND CONNECTION FEATURES

### Maximum consumption

160 W

### Voltage

220-240V

### Frequency

50-60Hz

## MOTOR TECHNICAL SHEET

### Maximum noise level

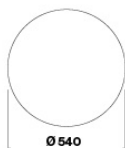
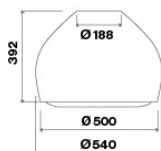
66 dB(A)re1pW

I.E.C.60704-2-13

### Max. motor power

130 W

## ENERGY CLASS



## SOPHIE

### Version

Island - 54 cm - Worn copper -  
600 m<sup>3</sup>/h

### Designer

### Collection

Circle.Tech

### EAN code

8034122476872

## MOTOR TECHNICAL SHEET

Motor speed	1	2	3	4
Noise level dB(A)re1pW-I.E.C.60704-2-13	47	53	60	66
Capacity (m3/h) I.E.C.61591				
Maximum pressure (Pa)				
Power (W)	80	90	103	130
Air outlet				