

SOPHIE

Version


Island 54 - 600 m³/h - Worn
Copper

Collection

Circle.Tech

EAN code

8034122476872



*The photograph is purely for information
It may not correspond to the selected version.*

FEATURES

LED lighting
Metallic grease filter, removable and washable
Optional remote control
Perimeter suction with tempered glass panel
Rotary Switch
Circle.Tech technology with Carbon.Zeo Filters
Painted Steel with Worn Copper finish

OPTIONAL ACCESSORIES

TECHNICAL FEATURES

Installation type
Island
Dimensions
54 cm
Finishing
Painted steel
Motor
600 m³/h
Type of control
Rotary Switch
Speed settings
4
Lighting
LED Strip 18W (4200K)
Charcoal filter
Carbon.Zeo spare filter kit for Circle.Tech hoods (included)
Minimum distance
Gas hob: 53 cm
Electric hob: 52 cm

PACKAGING:WEIGHTS AND VOLUMES

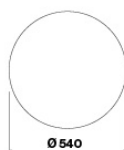
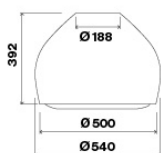
Gross weight
27 kg
Net weight
20.9 kg
Volumes
0.3 m³
Packaging size
Length
775 mm
Height
550 mm
Depth
705 mm

CONSUMPTION AND CONNECTION FEATURES

Maximum consumption
160 W
Voltage
220-240V
Frequency
50-60Hz

MOTOR TECHNICAL SHEET

Maximum noise level
66 dB(A)re1pW
I.E.C.60704-2-13
Max. motor power
130 W
ENERGY CLASS



SOPHIE

Version

Island 54 - 600 m³/h - Worn
Copper

Collection

Circle.Tech

EAN code

8034122476872

MOTOR TECHNICAL SHEET

Motor speed	1	2	3	4
Noise level dB(A)re1pW-I.E.C.60704-2-13	47	53	60	66
Capacity (m ³ /h) I.E.C.61591				
Maximum pressure (Pa)				
Motor Power (W)	80	90	103	130
Air outlet				