

## ELIOS

### Version


Corner 100 cm - 600 m<sup>3</sup>/h

### Collection

Design

### EAN code

8034122306179



*The photograph is purely for information  
It may not correspond to the selected version.*

## FEATURES

Slider

LED lighting

Air Falmec filter for balanced suction

Charcoal filter included

## OPTIONAL ACCESSORIES

### KACL.560#1

Extension H850 - Wall

### KACL.815

Protective cleaning cloths for stainless steel (box 10 pcs)

## TECHNICAL FEATURES

### Installation type

Corner

### Dimensions

100 cm

### Finishing

Scotch brite stainless steel (AISI 304)

Lower frame finishing: stainless steel

### Motor

600 m<sup>3</sup>/h

### Type of control

Slider

### Lighting

Led 3x1,2 W - 3200 K

### Filter

2 x Metallic filter "Air Falmec" - Wall 278x301 mm

### Charcoal filter

Round charcoal filter Ø170 mm - Type 6 (included)

### Minimum distance

Gas hob: 65 cm

Electric hob: 52 cm

## PACKAGING:WEIGHTS AND VOLUMES

### Gross weight

26 kg

### Net weight

19 kg

### Volumes

0.51 m<sup>3</sup>

### Packaging size

Length

1115 mm

Height

415 mm

Depth

1100 mm

## CONSUMPTION AND CONNECTION FEATURES

### Maximum consumption

230 W

### Voltage

220-240V

### Frequency

50-60Hz

### Plug type

Shuko

## MOTOR TECHNICAL SHEET

### Maximum capacity

480 m<sup>3</sup>/h

I.E.C. 61591

### Maximum noise level

65 dB(A)re1pW

I.E.C.60704-2-13

### Maximum pressure (Pa)

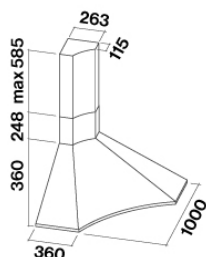
500 Pa

### Max. motor power

180 W

## ENERGY CLASS

C



## ELIOS

### Version

Corner 100 cm - 600 m<sup>3</sup>/h

### Collection

Design

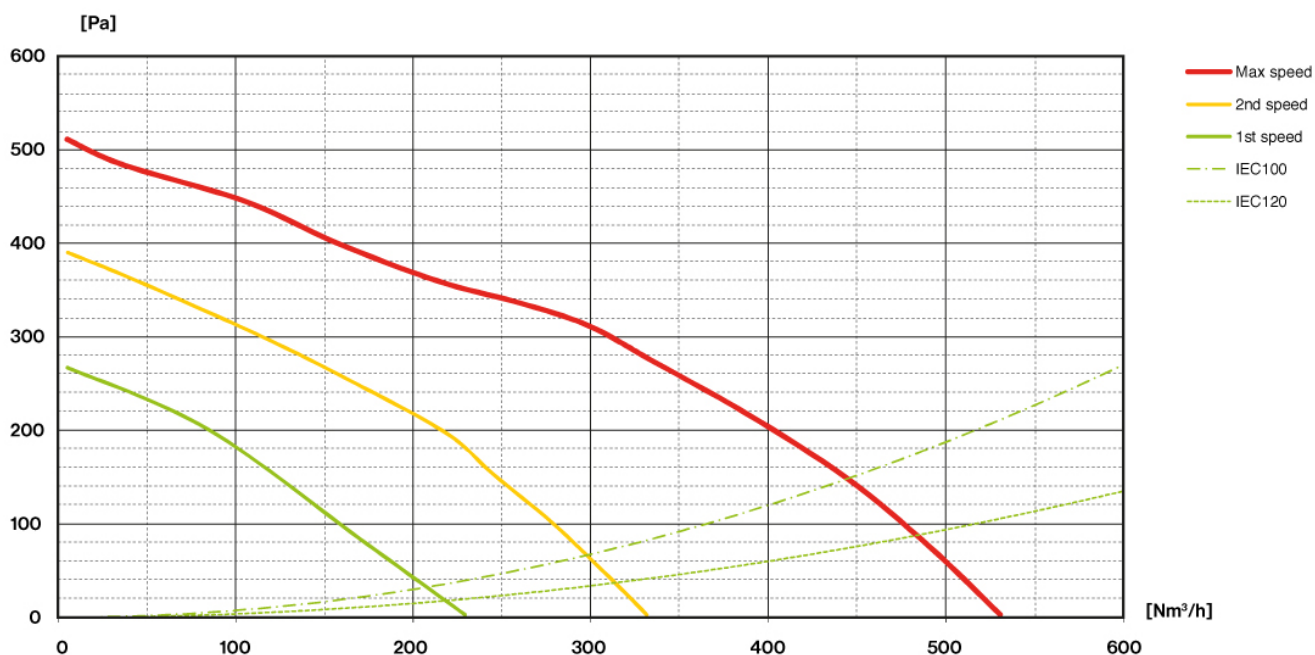
### EAN code

8034122306179

## MOTOR TECHNICAL SHEET

Motor speed	1	2	3
Noise level dB(A)re1pW-I.E.C.60704-2-13	49	58	65
Capacity (m <sup>3</sup> /h) I.E.C.61591	220	320	480
Maximum pressure (Pa)	270	400	500
Motor Power (W)	100	130	180
Air outlet	120	120	120

## CAPACITY / PRESSURE



## ELIOS

### Version

Corner 100 cm - 600 m3/h

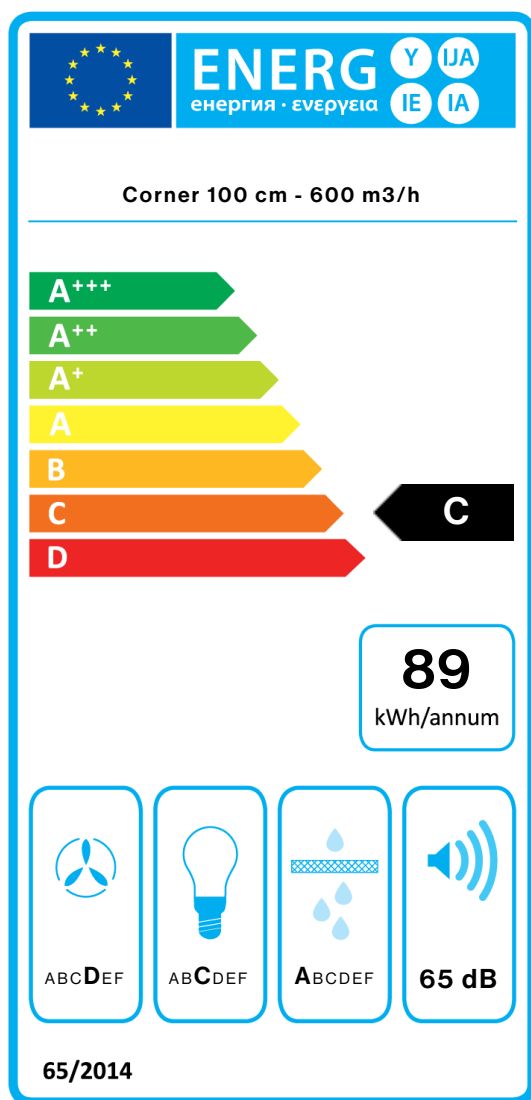
### Collection

Design

### EAN code

8034122306179

## ENERGY LABEL



PF		
S	Falmec Spa	
M	Corner 100 cm - 600 m3/h	
AEC	88,5	kWh/a
EEC	C	
FDE	15,8	
FDEC	D	
LE	18,3	
LEC	C	
GFE	96,0	
GFEC	A	
Qmin	220,0	m <sup>3</sup> /h
Qmax	480,0	m <sup>3</sup> /h
Qboost	480,0	m <sup>3</sup> /h
SPEmin	49	dBa
SPEmax	65	dBa
SPEboost	-	dBa
PO	-	W
PS	0,00	W
PI		
F	1,4	
EEL	81,1	
Qbep	303,0	m <sup>3</sup> /h
Pbep	308	Pa
Qboost	480,0	m <sup>3</sup> /h
Wbep	164,0	W
WL	6,50	W
Emiddle	119	lex
Lwa-SPEmax	65	dBa

**PF\_Product fiche according to 65/2014** S\_Supplier name / M\_Model identification / AEC\_Annual Energy Consumption (AEC hood) / EEC\_Energy Efficiency class / FDE\_Fluid Dynamic Efficiency (FDE hood) / FDEC\_Fluid Dynamic Efficiency class / LE\_Lighting Efficiency (LE hood) / LEC\_Lighting Efficiency class / GFE\_Grease Filtering Efficiency / GFEC\_Grease Filtering Efficiency class / Qmin\_Air flow (in m<sup>3</sup>/h) at min speed in normal use / Qmax\_Air flow (in m<sup>3</sup>/h) at max speed in normal use / Qboost\_Air flow (in m<sup>3</sup>/h) at intensive or boost setting (max air-flow) / SPEmin\_Airborne acoustical A-weighted sound power emissions at min speed in normal use / SPEmax\_Airborne acoustical A-weighted sound power emissions at max speed in normal use / SPEboost\_Airborne acoustical A-weighted sound power emissions (in dB) at intensive or boost setting / PO\_Power consumption in off mode (Po) / Ps\_Power consumption in stand by mode (Ps). **PI\_Additional information according to 66/2014** F\_Time increase factor / EEL\_Energy Efficiency Index / Qbep\_Measured air flow rate at best efficiency point / Pbep\_Measured air pressure at best efficiency point / Qboost\_Maximum air flow / Wbep\_Measured electric power input at best efficiency point / WL\_Nominal power of the lighting system / Emiddle\_Average illumination of the lighting system on the cooking surface / Lwa=SPEmax\_Sound pressure level at the highest speed.