

MARTE PRO

Version

Wall 120 cm - 950 m³/h

Collection

Professional

EAN code

8034122355214



*The photograph is purely for information
It may not correspond to the selected version.*

FEATURES

Electronic control

LED lighting

Oil collector

Baffle filter

OPTIONAL ACCESSORIES

KACL.770#41F

Remote under-roof 1100 m³/h

Brushless

KACL.786#41F

Outdoor extractor fan 1000

m³/h

KACL.796#4AF

Outdoor extractor fan 1500 m³/h

KACL.797#4AF

Remote under-roof motor 1300

m³/h

KACL.815

Protective cleaning cloths for
stainless steel (box 10 pcs)

TECHNICAL FEATURES

Installation type

Wall

Dimensions

120 cm

Finishing

Scotch brite stainless steel (AISI
304)

Motor

1000 m³/h

Type of control

Electronic control

Speed settings

4

Lighting

Led 4x1,2 W - 3200 K

Filter

3 x Metallic filter "Buffle" -
350x350 mm

Minimum distance

Gas hob: 60 cm

Electric hob: 52 cm

PACKAGING:WEIGHTS AND VOLUMES

Gross weight

39 kg

Net weight

33 kg

Volumes

0.44 m³

Packaging size

Length

1310 mm

Height

560 mm

Depth

595 mm

CONSUMPTION AND CONNECTION FEATURES

Maximum consumption

320 W

Voltage

220-240V

Frequency

50-60Hz

Plug type

Shuko

MOTOR TECHNICAL SHEET

Maximum capacity

860 m³/h

I.E.C. 61591

Maximum noise level

69 dB(A)re1pW

I.E.C.60704-2-13

Maximum pressure (Pa)

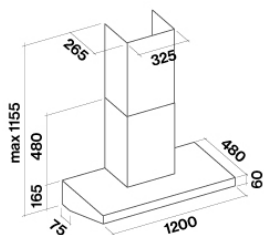
600 Pa

Max. motor power

260 W

ENERGY CLASS

B



MARTE PRO

Version

Wall 120 cm - 950 m³/h

Collection

Professional

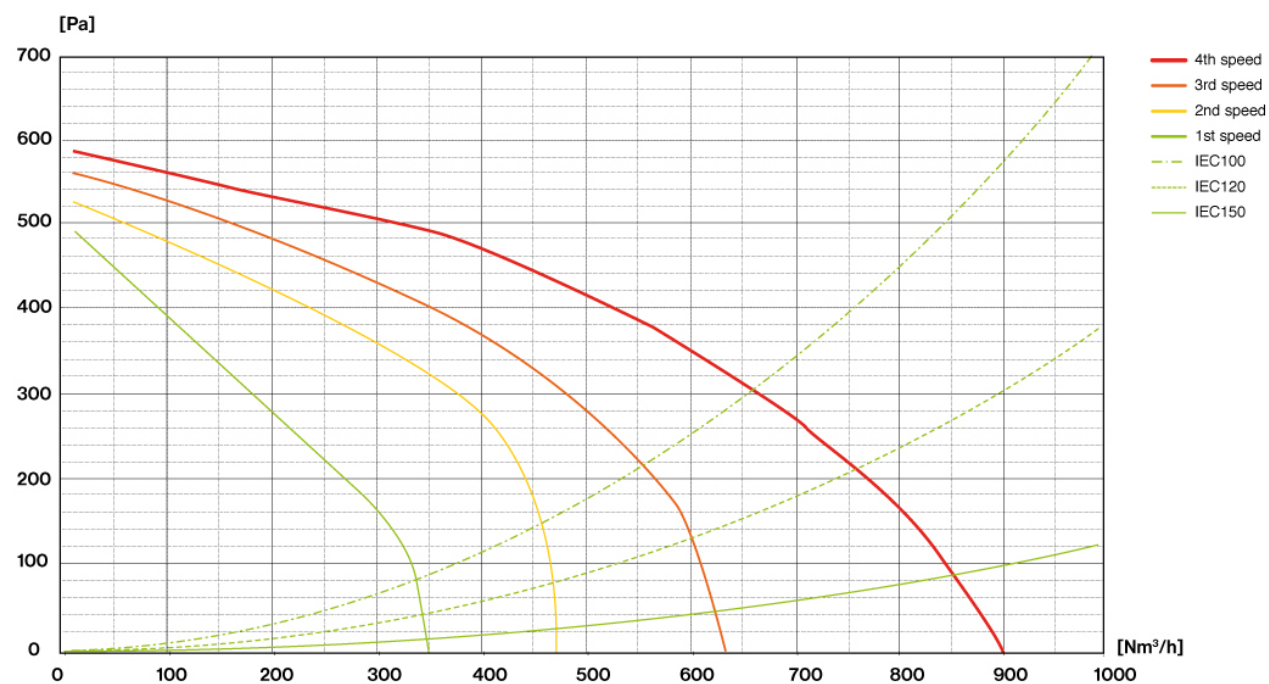
EAN code

8034122355214

MOTOR TECHNICAL SHEET

Motor speed	1	2	3	4
Noise level dB(A) _{re1pW-I.E.C.60704-2-13}	53	58	64	69
Capacity (m ³ /h) I.E.C.61591	350	470	620	860
Maximum pressure (Pa)	500	540	560	600
Motor Power (W)	185	215	240	260
Air outlet	150	150	150	150

CAPACITY / PRESSURE



MARTE PRO

Version

Wall 120 cm - 950 m3/h

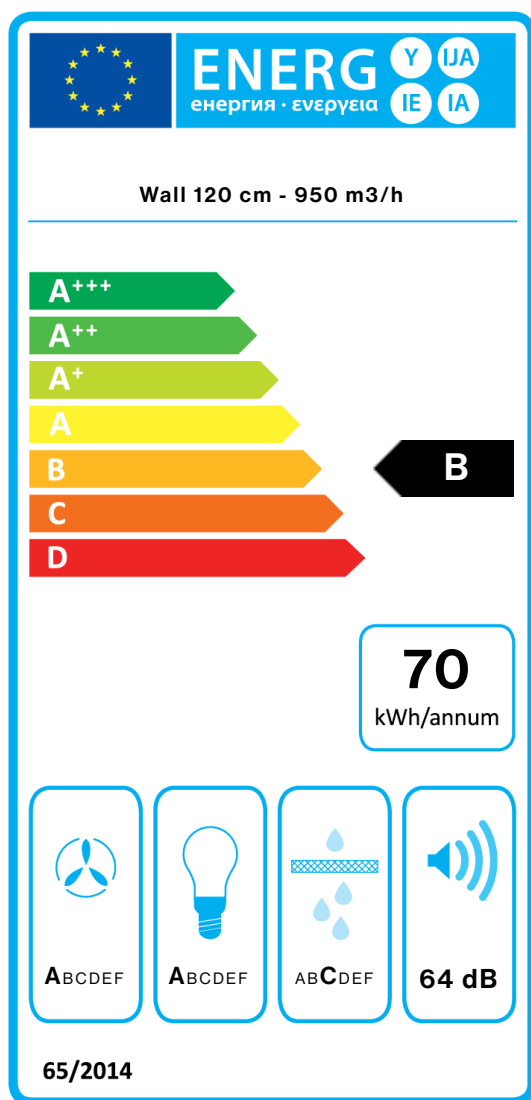
Collection

Professional

EAN code

8034122355214

ENERGY LABEL



PF		
S	Falmec Spa	
M	Wall 120 cm - 950 m3/h	
AEC	70,3	kWh/a
EEC	B	
FDE	29,3	
FDEC	A	
LE	31,4	
LEC	A	
GFE	74,0	
GFEC	C	
Qmin	350,0	m ³ /h
Qmax	620,0	m ³ /h
Qboost	860,0	m ³ /h
SPEmin	53	dBa
SPEmax	64	dBa
SPEboost	69	dBa
PO	-	W
PS	0,48	W
PI		
F	0.9	
EEL	55,2	
Qbep	473,0	m ³ /h
Pbep	435	Pa
Qboost	860,0	m ³ /h
Wbep	195,0	W
WL	8,60	W
Emiddle	270	lux
Lwa-SPEmax	64	dBa

PF_Product fiche according to 65/2014 S_Supplier name / M_Model identification / AEC_Annual Energy Consumption (AEC hood) / EEC_Energy Efficiency class / FDE_Fluid Dynamic Efficiency (FDE hood) / FDEC_Fluid Dynamic Efficiency class / LE_Lighting Efficiency (LE hood) / LEC_Lighting Efficiency class / GFE_Grease Filtering Efficiency / GFEC_Grease Filtering Efficiency class / Qmin_Air flow (in m³/h) at min speed in normal use / Qmax_Air flow (in m³/h) at max speed in normal use / Qboost_Air flow (in m³/h) at intensive or boost setting (max air-flow) / SPEmin_Airborne acoustical A-weighted sound power emissions at min speed in normal use / SPEmax_Airborne acoustical A-weighted sound power emissions at max speed in normal use / SPEboost_Airborne acoustical A-weighted sound power emissions (in dB) at intensive or boost setting / PO_Power consumption in off mode (Po) / Ps_Power consumption in stand by mode (Ps). **PI_Additional information according to 66/2014** F_Time increase factor / EEL_Energy Efficiency Index / Qbep_Measured air flow rate at best efficiency point / Pbep_Measured air pressure at best efficiency point / Qboost_Maximum air flow / Wbep_Measured electric power input at best efficiency point / WL_Nominal power of the lighting system / Emiddle_Average illumination of the lighting system on the cooking surface / Lwa=SPEmax_Sound pressure level at the highest speed.