

MARTE PRO

Version

Wall 120 cm - 950 m³/h

Collection

Professional

EAN code

8034122355214



The photograph is purely for information
It may not correspond to the selected version.

FEATURES

Scotch brite stainless steel (AISI 304)

Electronic control

LED lighting

Oil collector

Baffle filter

OPTIONAL ACCESSORIES

KACL.815

Protective cleaning cloths for stainless steel (box 10 pcs)

KACL.770#41F

Remote under-roof 1100 m³/h
Brushless

KACL.786#41F

Outdoor extractor fan 1000 m³/h

KACL.796#4AF

Outdoor extractor fan 1500 m³/h

KACL.797#4AF

Remote under-roof motor 1300 m³/h

TECHNICAL FEATURES

Installation type

Wall

Dimensions

120 cm

Finishing

Scotch brite stainless steel (AISI 304)

Motor

1000 m³/h

Type of control

Electronic control

Speed settings

4

Lighting

Led 4x1,2 W - 3200 K

Filter

Metallic filter "Baffle" - 350x350 mm - 2 pz

Minimum distance

Gas hob: 60 cm

Electric hob: 52 cm

PACKAGING:WEIGHTS AND VOLUMES

Gross weight

39.00 kg

Net weight

33.00 kg

Volume

0.44 m³

Packaging size

Length

1310 mm

Height

595 mm

Depth

560 mm

CONSUMPTION AND CONNECTION FEATURES

Maximum consumption

320 W

Voltage / Frequency

220-240V

50-60Hz

Plug type

Shuko

MOTOR TECHNICAL SHEET

Maximum capacity

860 m³/h

I.E.C. 61591

Maximum noise level

69 dB(A)re1pW

I.E.C.60704-2-13

Maximum pressure (Pa)

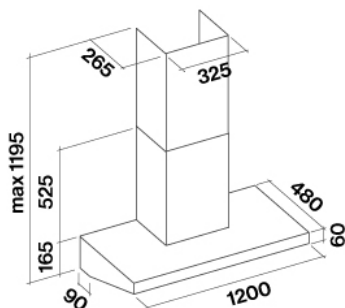
600 Pa

Max. motor power

260 W

ENERGY CLASS

B



MARTE PRO

Version

Wall 120 cm - 950 m³/h

Collection

Professional

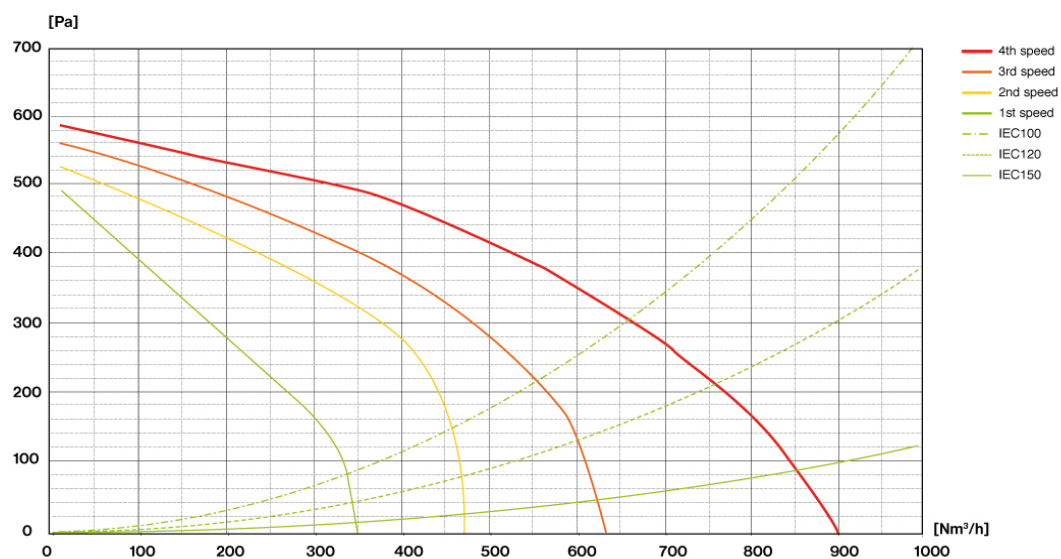
EAN code

8034122355214

MOTOR TECHNICAL SHEET

Motor speed	1	2	3	4
Noise level dB(A)re1pW-I.E.C.60704-2-13	53	58	64	69
Capacity (m3/h) I.E.C.61591 Normalized Pipes	350	470	620	860
Maximum pressure (Pa)	500	540	560	600
Motor Power (W)	185	215	240	260
Air outlet	150	150	150	150

CAPACITY / PRESSURE



MARTE PRO

Version

Wall 120 cm - 950 m³/h

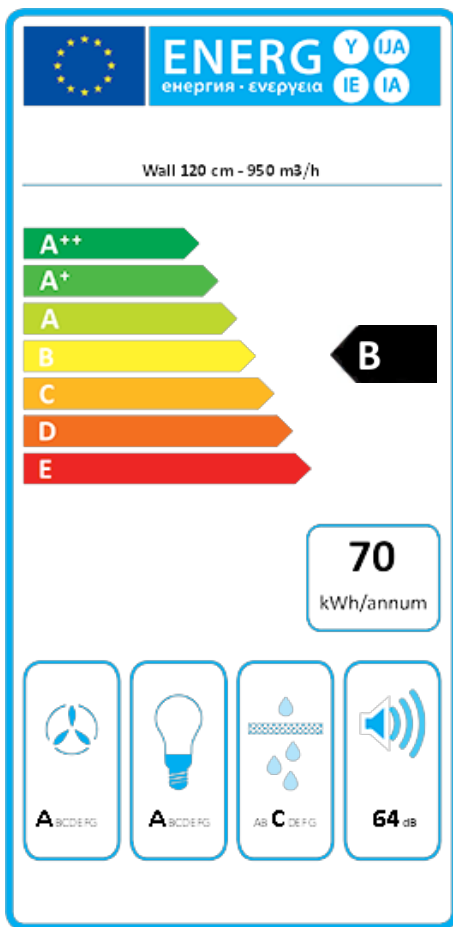
Collection

Professional

EAN code

8034122355214

ENERGY LABEL



PF		
S	Falmec Spa	
M	Wall 120 cm - 950 m ³ /h	
AEC	70,3	kWh/a
ECC	B	
FDE	29,3	
FDEC	A	
LE	31,4	
LEC	A	
GFE	74,0	
GFEC	C	
Qmin	350,0	m ³ /h
Qmax	620,0	m ³ /h
Qboost	860,0	m ³ /h
SPEmin	53	dBa
SPEmax	64	dBa
SPEboost	69	dBa
PO	-	W
PS	0,48	W
PI		
F	0,9	
EEl	55,2	
Qbep	473,0	m ³ /h
Pbep	435	Pa
Qboost	860,0	m ³ /h
Wbep	195,0	W
WL	8,60	W
Emiddle	270	lux
Lwa-SPEmax	64	dBa

PF_Product fiche according to 65/2014 S_Supplier name / M_Model identification / AEC_Annual Energy Consumption (AEC hood) / EEC_Energy Efficiency class / FDE_Fluid Dynamic Efficiency (FDE hood) / FDEC_Fluid Dynamic Efficiency class / LE_Lighting Efficiency (LE hood) / LEC_Lighting Efficiency class / GFE_Grease Filtering Efficiency / GFEC_Grease Filtering Efficiency class / Qmin_Air flow (in m³/h) at min speed in normal use / Qmax_Air flow (in m³/h) at max speed in normal use / Qboost_Air flow (in m³/h) at intensive or boost setting (max air-flow) / SPEmin_Airborne acoustical A-weighted sound power emissions at min speed in normal use / SPEmax_Airborne acoustical A-weighted sound power emissions at max speed in normal use / SPEboost_Airborne acoustical A-weighted sound power emissions (in dB) at intensive or boost setting / PO_Power consumption in off mode (Po) / Ps_Power consumption in stand by mode (Ps). **PI_Additional information according to 66/2014** F_Time increase factor / EEl_Energy Efficiency Index / Qbep_Measured air flow rate at best efficiency point / Pbep_Measured air pressure at best efficiency point / Qboost_Maximum air flow / Wbep_Measured electric power input at best efficiency point / WL_Nominal power of the lighting system / Emiddle_Average illumination of the lighting system on the cooking surface / Lwa=SPEmax_Sound pressure level at the highest speed.