

## GRUPPO INCASSO

### Versiune

Incorporat 105 cm - 800 m<sup>3</sup>/h

### Colectie

Design

### Cod EAN

8034122353371



Fotografie cu caracter strict orientativ  
Aceasta poate sa nu corespunda versiunii selectate

## CARACTERISTICI

**Inox AISI 304 Scotch Brite**  
**Aspiratie perimetrala**  
**Control electronic**  
**Filtru de grasime metalic, detasabil si lavabil**  
**Filtru de carbon inclus**  
**Telecomanda inclusa**  
**Dynamic LED Light (2700K - 5600K)**

## ACCESORII OPTIONALE

### KACL.770#41F

Motor de acoperis 1100 m<sup>3</sup>/h  
Brushless

### KACL.786#41F

Motor de exterior 1000 m<sup>3</sup>/h

### KACL.796#4AF

Motor de exterior 1500 m<sup>3</sup>/h

### KACL.797#4AF

Motor de acoperis 1300 m<sup>3</sup>/h

### KACL.798#41F

Motor de acoperis 950 m<sup>3</sup>/h

### KACL.815

Lavete pentru curatare inox  
(cutie 10 buc)

### 105080053

Telecomanda

## CARACTERISTICI TEHNICE

### Tip de instalare

Incorporata

### Dimensiuni

105 cm

### Finisaj

Inox Scotch Brite (AISI 304)

### Motor

800 m<sup>3</sup>/h

### Tipul panoului de control

Control electronic

### Setari de viteza

4

### Iluminare

Led 4x1,2 W - 2700 K / 5600 K

### Filtru

4 x Filtru metalic "Base" -  
204x207 mm

### Filtru de Carbon

Filtru de carbon rotund Ø170 mm  
- Tip 6 (inclus)

### Distanta minima

Plita cu gaz: 62 cm

Plita electrica: 52 cm

## AMBALARE: GREUTATE SI VOLUM

### Greutate bruta

18 kg

### Greutate neta

15 kg

### Volum

0.16 m<sup>3</sup>

### Dimensiuni ambalaj

Lungime

1185 mm

Inaltime

345 mm

Adancime

385 mm

## CARACTERISTICI CONSUM SI CONEXIUNE

### Consum maxim

280 W

### Curent

220-240V

### Frecventa

50-60Hz

### Tip stecher

Shuko

## FISA TEHNICA MOTOR

### Capacitate maxima

670 m<sup>3</sup>/h

I.E.C. 61591

### Nivel de zgomot maxim

67 dB(A)re1pW

I.E.C.60704-2-13

### Presiune maxima (Pa)

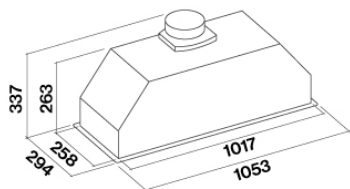
500 Pa

### Putere maxima motor

215 W

## CLASA DE ENERGIE

B



Cut-out size: 1029 x 262 mm

## GRUPPO INCASSO

### Versiune

Incorporat 105 cm - 800 m<sup>3</sup>/h

### Colectie

Design

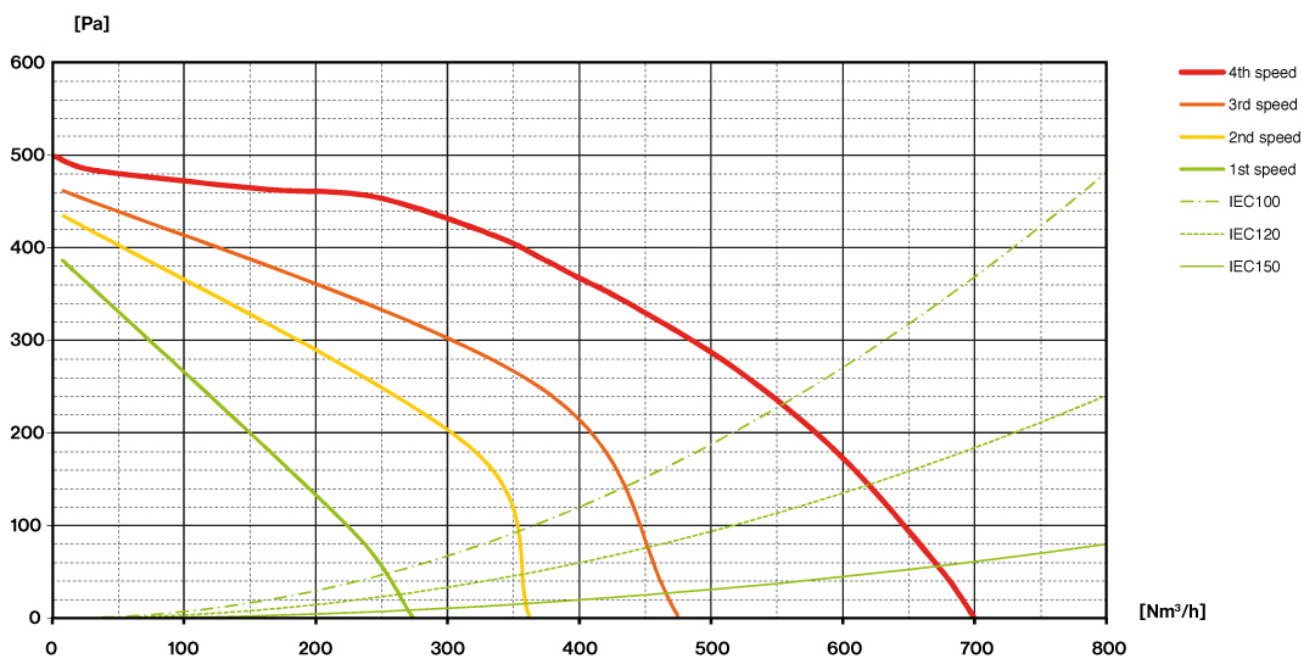
### Cod EAN

8034122353371

## FISA TEHNICA MOTOR

Viteza motorului	1	2	3	4
Nivel de zgomot dB(A)re1pW-I.E.C.60704-2-13	49	55	61	67
Capacitate (m <sup>3</sup> /h) I.E.C.61591	270	360	470	670
Presiune maxima (Pa)	390	420	460	500
Putere motor (W)	134	156	180	215
Evacuare aer	150	150	150	150

## CAPACITATE/ PRESIUNE



## GRUPPO INCASSO

### Versiune

Incorporat 105 cm - 800 m3/h

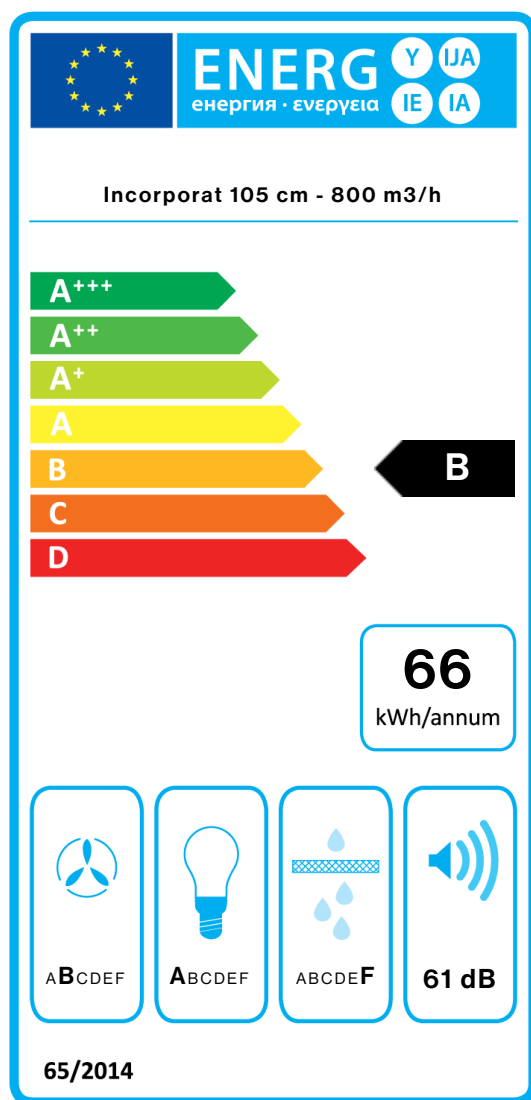
### Colectie

Design

### Cod EAN

8034122353371

## ETICHETA DE ENERGIE



PF		
S	Falmec Spa	
M	Incorporat 105 cm - 800 m3/h	
AEC	65,6	kWh/a
EEC	B	
FDE	25,5	
FDEC	B	
LE	31,4	
LEC	A	
GFE	53,0	
GFEC	F	
Qmin	270,0	m <sup>3</sup> /h
Qmax	470,0	m <sup>3</sup> /h
Qboost	670,0	m <sup>3</sup> /h
SPEmin	49	dBa
SPEmax	61	dBa
SPEboost	67	dBa
PO	-	W
PS	0,48	W
PI		
F	1.1	
EEl	64,8	
Qbep	333,0	m <sup>3</sup> /h
Pbep	407	Pa
Qboost	670,0	m <sup>3</sup> /h
Wbep	147,7	W
WL	8,60	W
Emiddle	270	lex
Lwa-SPEmax	61	dBa