

## VIRGOLA

### Version

Built-in 120 cm - 600 m<sup>3</sup>/h

### Collection

Design

### EAN code

8034122345246



The photograph is purely for information  
It may not correspond to the selected version.

## FEATURES

Tempered turning glass  
Electronic control  
LED lighting  
Metallic grease filter,  
removable and washable  
Charcoal filter included  
Dynamic LED Light (2700K -  
5600K)

## OPTIONAL ACCESSORIES

### KACL.815

Protective cleaning cloths for  
stainless steel (box 10 pcs)

## TECHNICAL FEATURES

### Installation type

Built-in

### Dimensions

120 cm

### Finishing

Tempered turning glass  
Scotch brite stainless steel

### Motor

600 m<sup>3</sup>/h

### Type of control

Electronic control

### Speed settings

3

### Lighting

Led 4x1,2 W - 3200 K

### Filter

Metallic filter "Base" - 278x207  
mm - 2 pz

### Charcoal filter

Square charcoal filter - Type 3 -  
included

### Minimum distance

Gas hob: 52 cm  
Electric hob: 52 cm

## PACKAGING:WEIGHTS AND VOLUMES

### Gross weight

18.10 kg

### Net weight

14.00 kg

### Volume

0.24 m<sup>3</sup>

### Packaging size

Length

1295 mm

Height

465 mm

Depth

395 mm

## CONSUMPTION AND CONNECTION FEATURES

### Maximum consumption

230 W

### Voltage / Frequency

220-240V

50-60Hz

### Plug type

Shuko

## MOTOR TECHNICAL SHEET

### Maximum capacity

480 m<sup>3</sup>/h

I.E.C. 61591

### Maximum noise level

65 dB(A)re1pW

I.E.C.60704-2-13

### Maximum pressure (Pa)

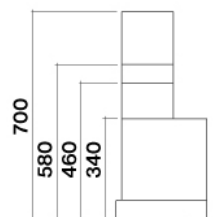
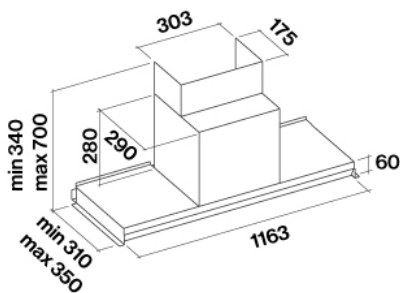
500 Pa

### Max. motor power

180 W

### ENERGY CLASS

C



## VIRGOLA

### Version

Built-in 120 cm - 600 m<sup>3</sup>/h

### Collection

Design

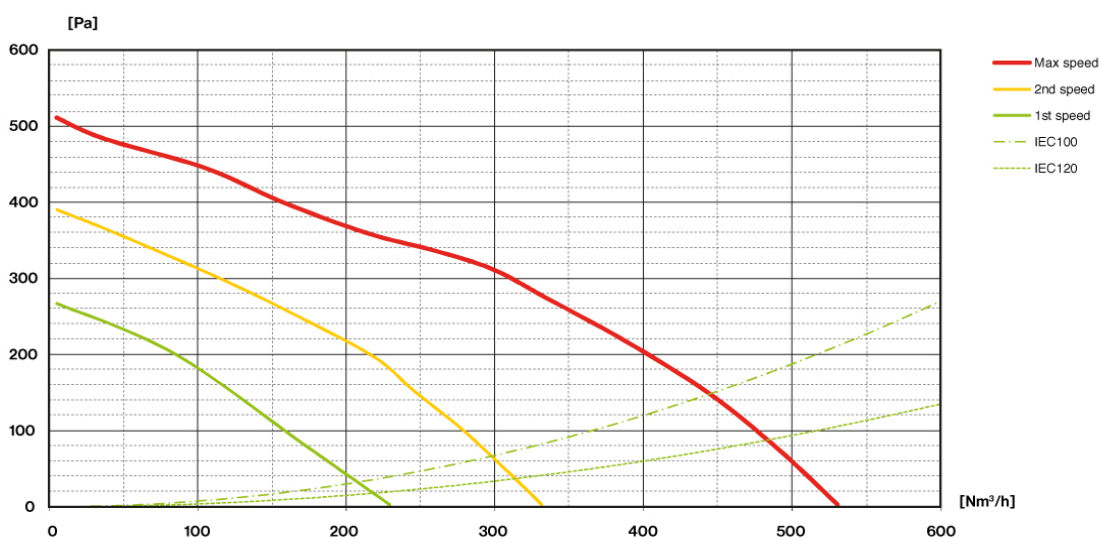
### EAN code

8034122345246

## MOTOR TECHNICAL SHEET

Motor speed	1	2	3
Noise level dB(A)re1pW-I.E.C.60704-2-13	49	58	65
Capacity (m3/h) I.E.C.61591 Normalized Pipes	220	320	480
Maximum pressure (Pa)	270	400	500
Motor Power (W)	100	130	180
Air outlet	120	120	120

## CAPACITY / PRESSURE



## VIRGOLA

### Version

Built-in 120 cm - 600 m<sup>3</sup>/h

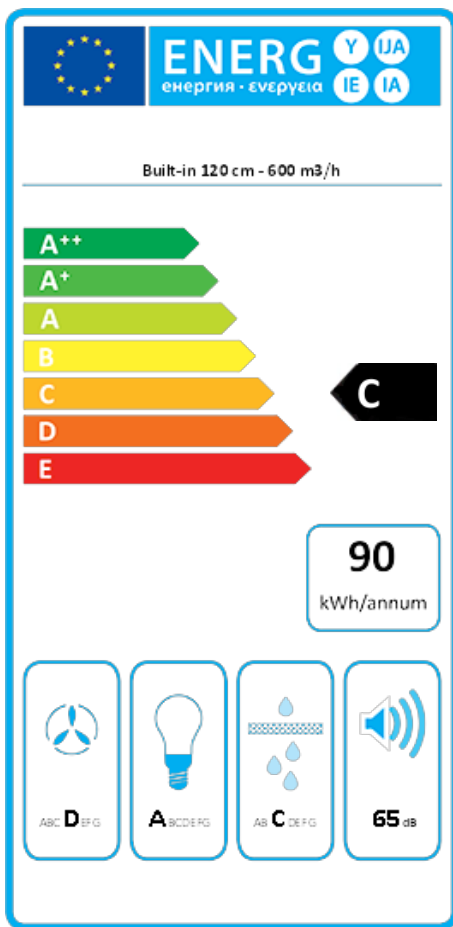
### Collection

Design

### EAN code

8034122345246

## ENERGY LABEL



PF		
<b>S</b>	Falmec Spa	
<b>M</b>	Built-in 120 cm - 600 m <sup>3</sup> /h	
<b>AEC</b>	90,2	kWh/a
<b>ECC</b>	C	
<b>FDE</b>	15,8	
<b>FDEC</b>	D	
<b>LE</b>	31,4	
<b>LEC</b>	A	
<b>GFE</b>	80,0	
<b>GFEC</b>	C	
<b>Qmin</b>	220,0	m <sup>3</sup> /h
<b>Qmax</b>	480,0	m <sup>3</sup> /h
<b>Qboost</b>	480,0	m <sup>3</sup> /h
<b>SPEmin</b>	49	dBa
<b>SPEmax</b>	65	dBa
<b>SPEboost</b>	-	dBa
<b>PO</b>	-	W
<b>PS</b>	0,48	W
PI		
<b>F</b>	1,4	
<b>EEl</b>	81,8	
<b>Qbep</b>	303,0	m <sup>3</sup> /h
<b>Pbep</b>	308	Pa
<b>Qboost</b>	480,0	m <sup>3</sup> /h
<b>Wbep</b>	164,0	W
<b>WL</b>	8,60	W
<b>Emiddle</b>	270	lux
<b>Lwa-SPEmax</b>	65	dBa

**PF\_Product fiche according to 65/2014** S\_Supplier name / M\_Model identification / AEC\_Annual Energy Consumption (AEC hood) / EEC\_Energy Efficiency class / FDE\_Fluid Dynamic Efficiency (FDE hood) / FDEC\_Fluid Dynamic Efficiency class / LE\_Lighting Efficiency (LE hood) / LEC\_Lighting Efficiency class / GFE\_Grease Filtering Efficiency / GFEC\_Grease Filtering Efficiency class / Qmin\_Air flow (in m<sup>3</sup>/h) at min speed in normal use / Qmax\_Air flow (in m<sup>3</sup>/h) at max speed in normal use / Qboost\_Air flow (in m<sup>3</sup>/h) at intensive or boost setting (max air-flow) / SPEmin\_Airborne acoustical A-weighted sound power emissions at min speed in normal use / SPEmax\_Airborne acoustical A-weighted sound power emissions at max speed in normal use / SPEboost\_Airborne acoustical A-weighted sound power emissions (in dB) at intensive or boost setting / PO\_Power consumption in off mode (Po) / Ps\_Power consumption in stand by mode (Ps). **PI\_Additional information according to 66/2014** F\_Time increase factor / EEl\_Energy Efficiency Index / Qbep\_Measured air flow rate at best efficiency point / Pbep\_Measured air pressure at best efficiency point / Qboost\_Maximum air flow / Wbep\_Measured electric power input at best efficiency point / WL\_Nominal power of the lighting system / Emiddle\_Average illumination of the lighting system on the cooking surface / Lwa=SPEmax\_Sound pressure level at the highest speed.