

NUVOLA 90

Version

Slim motor 800 m³/h

Collection

Design+

EAN code

8034122363110



*The photograph is purely for information
It may not correspond to the selected version.*

FEATURES

Perimeter suction
Electronic control
Metallic grease filter, removable and washable
Remote control included
Dynamic LED Light (2700K - 5600K)
Motor sold separately

Cut-out size: 505 x 940 mm

OPTIONAL ACCESSORIES

KACL.770#41F

Remote under-roof 1100 m³/h

Brushless

KACL.782#49F

Slim motor 800 m³/h

KACL.786#41F

Outdoor extractor fan 1000 m³/h

KACL.796#4AF

Outdoor extractor fan 1500 m³/h

KACL.797#4AF

Remote under-roof motor 1300 m³/h

KACL.798#41F

Remote under-roof motor 950 m³/h

KACL.939#BF

Ceiling re-circulation filtering kit (only for Slim Motor)

KACL.953#BF

Carbon.Zeo vertical outlet ceiling filter unit kit

TECHNICAL FEATURES

Installation type

Ceiling

Dimensions

90 cm

Finishing

Painted white steel

Type of control

Electronic control

Speed settings

4

Lighting

Led 2x16 W - 2700 K / 5600 K

Filter

3 x Metallic filter "Base" - 290x267 mm

Maximum distance

Gas hob: 150 cm

Electric hob: 150 cm

PACKAGING:WEIGHTS AND VOLUMES

NUVOLA 90 Gross weight

30 kg

Net weight

27.2 kg

Volumes

0.14 m³

Packaging size

Length

1120 mm

Height

190 mm

Depth

670 mm

REMOTE MOTOR Slim motor

800 m³/h **Gross weight**

6.5 kg

Net weight

5.2 kg

Volumes

0.04 m³

Packaging size

Length

575 mm

Height

195 mm

Depth

395 mm

CONSUMPTION AND CONNECTION FEATURES

Maximum consumption

35 W

Voltage

220-240V

Frequency

50-60Hz

Plug type

Shuko

MOTOR TECHNICAL SHEET

Maximum capacity

540 m³/h

I.E.C. 61591

Maximum noise level

66 dB(A)re1pW

I.E.C.60704-2-13

Maximum pressure (Pa)

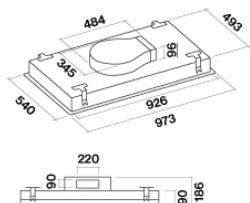
600 Pa

Max. motor power

150 W

ENERGY CLASS

C



NUVOLA 90

Version

Slim motor 800 m³/h

Collection

Design+

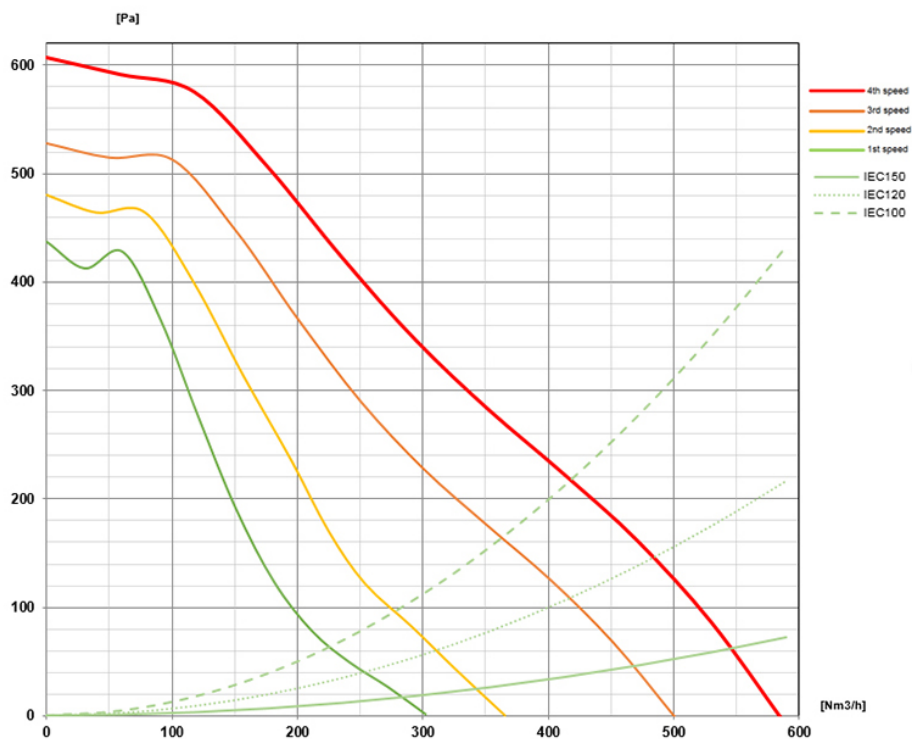
EAN code

8034122363110

MOTOR TECHNICAL SHEET

Motor speed	1	2	3	4
Noise level dB(A)re1pW- I.E.C.60704-2-13	52	58	63	66
Capacity (m ³ /h) I.E.C.61591	245	350	470	540
Maximum pressure (Pa)	400	480	530	600
Motor Power (W)	100	110	120	150
Air outlet	220x90	220x90	220x90	220x90

CAPACITY / PRESSURE



NUVOLA 90

Version

Slim motor 800 m³/h

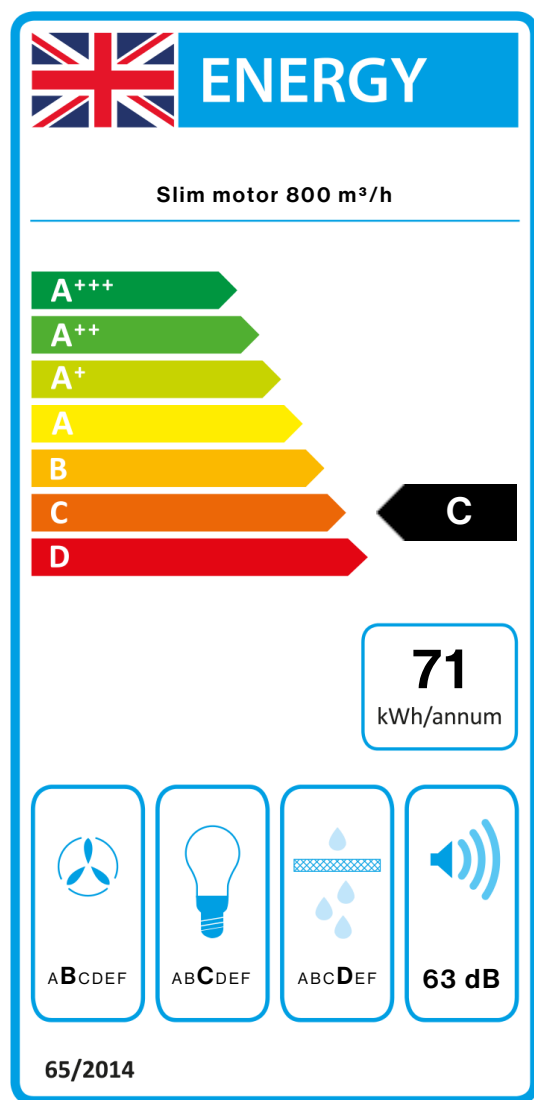
Collection

Design+

EAN code

8034122363110

ENERGY LABEL



PF		
S	Falmec Spa	
M	Slim motor 800 m ³ /h	
AEC	70,9	kWh/a
EEC	C	
FDE	24,2	
FDEC	B	
LE	17,5	
LEC	C	
GFE	65,1	
GFEC	D	
Qmin	245,0	m ³ /h
Qmax	470,0	m ³ /h
Qboost	540,0	m ³ /h
SPEmin	52	dBa
SPEmax	63	dBa
SPEboost	66	dBa
PO	-	W
PS	0,48	W
PI		
F	1.1	
EEL	73,3	
Qbep	332,0	m ³ /h
Pbep	297	Pa
Qboost	540,0	m ³ /h
Wbep	113,0	W
WL	35,00	W
Emiddle	613	lux
Lwa-SPEmax	63	dBa

PF_Product fiche according to 65/2014 S_Supplier name / M_Model identification / AEC_Annual Energy Consumption (AEC hood) / EEC_Energy Efficiency class / FDE_Fluid Dynamic Efficiency (FDE hood) / FDEC_Fluid Dynamic Efficiency class / LE_Lighting Efficiency (LE hood) / LEC_Lighting Efficiency class / GFE_Grease Filtering Efficiency / GFEC_Grease Filtering Efficiency class / Qmin_Air flow (in m³/h) at min speed in normal use / Qmax_Air flow (in m³/h) at max speed in normal use / Qboost_Air flow (in m³/h) at intensive or boost setting (max air-flow) / SPEmin_Airborne acoustical A-weighted sound power emissions at min speed in normal use / SPEmax_Airborne acoustical A-weighted sound power emissions at max speed in normal use / SPEboost_Airborne acoustical A-weighted sound power emissions (in dB) at intensive or boost setting / PO_Power consumption in off mode (Po) / Ps_Power consumption in stand by mode (Ps). **PI_Additional information according to 66/2014** F_Time increase factor / EEL_Energy Efficiency Index / Qbep_Measured air flow rate at best efficiency point / Pbep_Measured air pressure at best efficiency point / Qboost_Maximum air flow / Wbep_Measured electric power input at best efficiency point / WL_Nominal power of the lighting system / Emiddle_Average illumination of the lighting system on the cooking surface / Lwa=SPEmax_Sound pressure level at the highest speed.