

RIALTO

Version

Wall 55 cm - 800 m3/h

Collection

Design+

EAN code

8034122343587



*The photograph is purely for information
It may not correspond to the selected version.*

FEATURES

Stainless steel with black satin finishing sides

Electronic control

LED lighting

Top filter, removable and washable

Charcoal filter included

OPTIONAL ACCESSORIES

KACL.770#41F

Remote under-roof 1100 m3/h

Brushless

KACL.786#41F

Outdoor extractor fan 1000 m3/h

KACL.796#4AF

Outdoor extractor fan 1500 m3/h

KACL.797#4AF

Remote under-roof motor 1300 m3/h

KACL.798#41F

Remote under-roof motor 950 m3/h

KACL.815

Protective cleaning cloths for stainless steel (box 10 pcs)

TECHNICAL FEATURES

Installation type

Wall

Dimensions

55 cm

Finishing

Stainless steel with black satin finishing sides

Motor

800 m³/h

Type of control

Electronic control

Speed settings

4

Lighting

Led 2x1,2 W - 3200 K

Metallic filter "Top" - 279x139 mm

Filter

2 x Metallic filter "Top" - 235x245 mm

Charcoal filter

Round charcoal filter Ø170 mm - Type 6 (optional)

Minimum distance

Gas hob: 50 cm

Electric hob: 50 cm

PACKAGING:WEIGHTS AND VOLUMES

Gross weight

25 kg

Net weight

20 kg

Volumes

0.39 m³

Packaging size

Length

1035 mm

Height

510 mm

Depth

740 mm

CONSUMPTION AND CONNECTION FEATURES

Maximum consumption

280 W

Voltage

220-240V

Frequency

50-60Hz

Plug type

Shuko

MOTOR TECHNICAL SHEET

Maximum capacity

720 m³/h

I.E.C. 61591

Maximum noise level

67 dB(A)re1pW

I.E.C.60704-2-13

Maximum pressure (Pa)

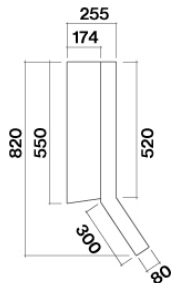
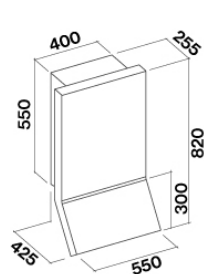
520 Pa

Max. motor power

228 W

ENERGY CLASS

B



RIALTO

Version

Wall 55 cm - 800 m³/h

Collection

Design+

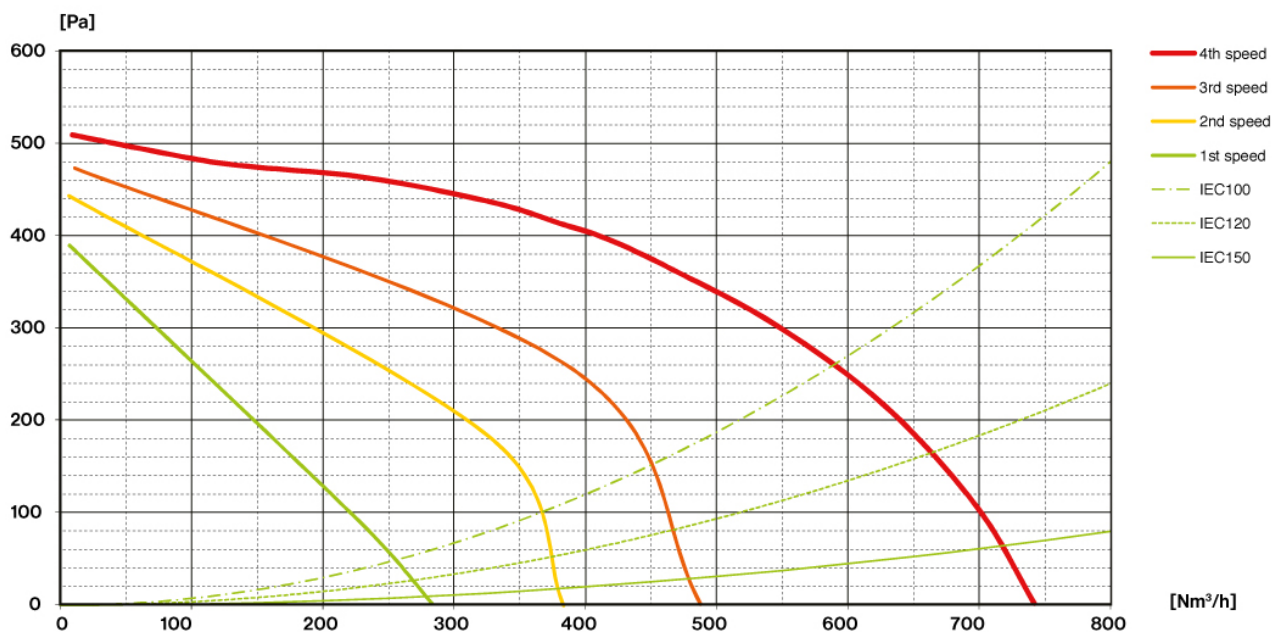
EAN code

8034122343587

MOTOR TECHNICAL SHEET

Motor speed	1	2	3	4
Noise level dB(A)re1pW-I.E.C.60704-2-13	49	54	59	67
Capacity (m ³ /h) I.E.C.61591	280	370	480	720
Maximum pressure (Pa)	400	450	480	520
Motor Power (W)	134	156	180	228
Air outlet	150	150	150	150

CAPACITY / PRESSURE



RIALTO

Version

Wall 55 cm - 800 m3/h

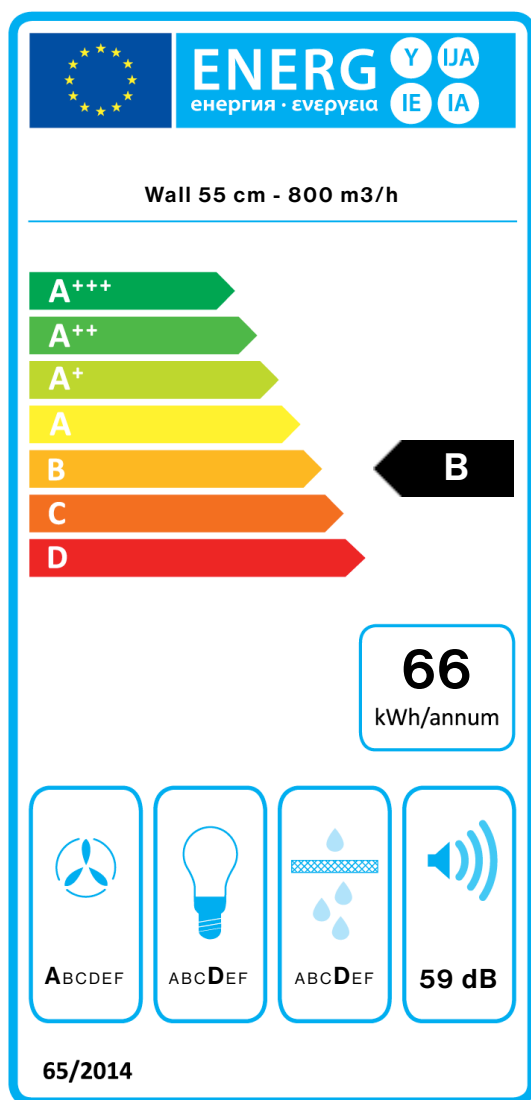
Collection

Design+

EAN code

8034122343587

ENERGY LABEL



PF		
S	Falmec Spa	
M	Wall 55 cm - 800 m3/h	
AEC	65,5	kWh/a
EEC	B	
FDE	28,2	
FDEC	A	
LE	12,1	
LEC	D	
GFE	70,0	
GFEC	D	
Qmin	280,0	m ³ /h
Qmax	480,0	m ³ /h
Qboost	720,0	m ³ /h
SPEmin	49	dBa
SPEmax	59	dBa
SPEboost	67	dBa
PO	-	W
PS	0,48	W
PI		
F	1	
EEL	59,8	
Qbep	417,0	m ³ /h
Pbep	397	Pa
Qboost	720,0	m ³ /h
Wbep	163,0	W
WL	8,20	W
Emiddle	99	lex
Lwa-SPEmax	59	dBa

PF_Product fiche according to 65/2014 S_Supplier name / M_Model identification / AEC_Annual Energy Consumption (AEC hood) / EEC_Energy Efficiency class / FDE_Fluid Dynamic Efficiency (FDE hood) / FDEC_Fluid Dynamic Efficiency class / LE_Lighting Efficiency (LE hood) / LEC_Lighting Efficiency class / GFE_Grease Filtering Efficiency / GFEC_Grease Filtering Efficiency class / Qmin_Air flow (in m³/h) at min speed in normal use / Qmax_Air flow (in m³/h) at max speed in normal use / Qboost_Air flow (in m³/h) at intensive or boost setting (max air-flow) / SPEmin_Airborne acoustical A-weighted sound power emissions at min speed in normal use / SPEmax_Airborne acoustical A-weighted sound power emissions at max speed in normal use / SPEboost_Airborne acoustical A-weighted sound power emissions (in dB) at intensive or boost setting / PO_Power consumption in off mode (Po) / Ps_Power consumption in stand by mode (Ps). **PI_Additional information according to 66/2014** F_Time increase factor / EEL_Energy Efficiency Index / Qbep_Measured air flow rate at best efficiency point / Pbep_Measured air pressure at best efficiency point / Qboost_Maximum air flow / Wbep_Measured electric power input at best efficiency point / WL_Nominal power of the lighting system / Emiddle_Average illumination of the lighting system on the cooking surface / Lwa=SPEmax_Sound pressure level at the highest speed.