

## SKEMA

### Version

Remote under-roof 1100 m<sup>3</sup>/h  
Brushless

### Collection

Design+

### EAN code

8034122360980

## FEATURES


Perimeter suction  
Electronic control  
LED lighting  
Metallic grease filter,  
removable and washable  
Remote control included  
Dynamic LED Light (2700K -  
5600K)  
Tempered glass

## OPTIONAL ACCESSORIES

**KACL.770#41F**  
Remote under-roof 1100 m<sup>3</sup>/h  
Brushless  
**KACL.782#49F**  
Slim motor 800 m<sup>3</sup>/h  
**KACL.786#41F**  
Outdoor extractor fan 1000  
m<sup>3</sup>/h  
**KACL.796#4AF**  
Outdoor extractor fan 1500 m<sup>3</sup>/h  
**KACL.797#4AF**  
Remote under-roof motor 1300  
m<sup>3</sup>/h  
**KACL.798#41F**  
Remote under-roof motor 950  
m<sup>3</sup>/h  
**KACL.939#BF**  
Ceiling re-circulation filtering kit  
(only for Slim Motor)

## TECHNICAL FEATURES

**Installation type**  
Ceiling  
**Dimensions**  
120 cm  
**Finishing**  
Painted black steel  
**Type of control**  
Electronic control  
**Speed settings**  
4  
**Lighting**  
All surface 43 W (2700-5600 K)  
**Maximum distance**  
Gas hob: 150 cm  
Electric hob: 150 cm



*The photograph is purely for information  
It may not correspond to the selected version.*

## PACKAGING:WEIGHTS AND VOLUMES

### SKEMA Gross weight

30.2 kg

### Net weight

26.7 kg

### Volumes

0.18 m<sup>3</sup>

### Packaging size

Length

1420 mm

Height

190 mm

Depth

670 mm

### REMOTE MOTOR Remote

under-roof 1100 m<sup>3</sup>/h

Brushless **Gross weight**

9.2 kg

### Net weight

8 kg

### Volumes

0.06 m<sup>3</sup>

### Packaging size

Length

435 mm

Height

340 mm

Depth

385 mm

## CONSUMPTION AND CONNECTION FEATURES

### Maximum consumption

30 W

### Voltage

220-240V

### Frequency

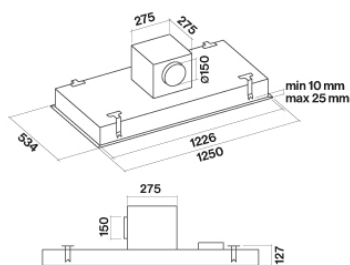
50-60Hz

### Plug type

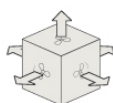
Shuko

### ENERGY CLASS

A



Hood and motor dimensions



Under-roof motor/onboard motor  
outlets heading charts

## SKEMA

### Version

Remote under-roof 1100 m<sup>3</sup>/h  
Brushless

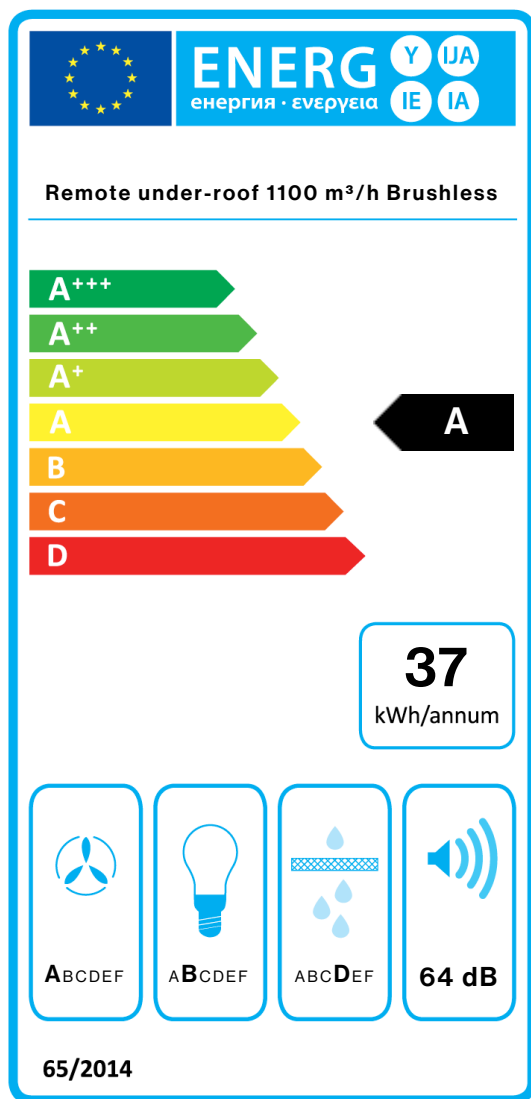
### Collection

Design+

### EAN code

8034122360980

## ENERGY LABEL



PF		
S	Falmec Spa	
M	Remote under-roof 1100 m <sup>3</sup> /h Brushless	
AEC	37,2	kWh/a
EEC	A	
FDE	36,9	
FDEC	A	
LE	22,9	
LEC	B	
GFE	65,1	
GFEC	D	
Qmin	350,0	m <sup>3</sup> /h
Qmax	660,0	m <sup>3</sup> /h
Qboost	850,0	m <sup>3</sup> /h
SPEmin	50	dBa
SPEmax	64	dBa
SPEboost	68	dBa
PO	-	W
PS	0,48	W
PI		
F	0.7	
EEL	45,6	
Qbep	405,0	m <sup>3</sup> /h
Pbep	351	Pa
Qboost	850,0	m <sup>3</sup> /h
Wbep	107,0	W
WL	13,50	W
Emiddle	309	lux
Lwa-SPEmax	64	dBa

**PF\_Product fiche according to 65/2014** S\_Supplier name / M\_Model identification / AEC\_Annual Energy Consumption (AEC hood) / EEC\_Energy Efficiency class / FDE\_Fluid Dynamic Efficiency (FDE hood) / FDEC\_Fluid Dynamic Efficiency class / LE\_Lighting Efficiency (LE hood) / LEC\_Lighting Efficiency class / GFE\_Grease Filtering Efficiency / GFEC\_Grease Filtering Efficiency class / Qmin\_Air flow (in m<sup>3</sup>/h) at min speed in normal use / Qmax\_Air flow (in m<sup>3</sup>/h) at max speed in normal use / Qboost\_Air flow (in m<sup>3</sup>/h) at intensive or boost setting (max air-flow) / SPEmin\_Airborne acoustical A-weighted sound power emissions at min speed in normal use / SPEmax\_Airborne acoustical A-weighted sound power emissions at max speed in normal use / SPEboost\_Airborne acoustical A-weighted sound power emissions (in dB) at intensive or boost setting / PO\_Power consumption in off mode (Po) / Ps\_Power consumption in stand by mode (Ps). **PI\_Additional information according to 66/2014** F\_Time increase factor / EEL\_Energy Efficiency Index / Qbep\_Measured air flow rate at best efficiency point / Pbep\_Measured air pressure at best efficiency point / Qboost\_Maximum air flow / Wbep\_Measured electric power input at best efficiency point / WL\_Nominal power of the lighting system / Emiddle\_Average illumination of the lighting system on the cooking surface / Lwa-SPEmax\_Sound pressure level at the highest speed.