

SKEMA

Version

Remote under-roof motor 950
m³/h

Collection

Design+

EAN code

8034122360966

FEATURES

Perimeter suction
Electronic control
LED lighting
Metallic grease filter,
removable and washable
Remote control included
Dynamic LED Light (2700K -
5600K)
Tempered glass

OPTIONAL ACCESSORIES

KACL.770#41F
Remote under-roof 1100 m³/h
Brushless

KACL.782#49F
Slim motor 800 m³/h

KACL.786#41F
Outdoor extractor fan 1000
m³/h

KACL.796#4AF
Outdoor extractor fan 1500 m³/h

KACL.797#4AF
Remote under-roof motor 1300
m³/h

KACL.798#41F
Remote under-roof motor 950
m³/h

KACL.939#BF
Ceiling re-circulation filtering kit
(only for Slim Motor)

TECHNICAL FEATURES

Installation type
Ceiling

Dimensions
120 cm

Finishing
Painted white steel

Type of control
Electronic control

Speed settings
4

Lighting
All surface 43 W (2700-5600 K)

Maximum distance
Gas hob: 150 cm
Electric hob: 150 cm



*The photograph is purely for information
It may not correspond to the selected version.*

PACKAGING:WEIGHTS AND VOLUMES

SKEMA Gross weight

30.2 kg

Net weight

26.7 kg

Volumes

0.18 m³

Packaging size

Length

1420 mm

Height

190 mm

Depth

670 mm

REMOTE MOTOR Remote under-roof motor 950 m³/h

Gross weight

10 kg

Net weight

9 kg

Volumes

0.06 m³

Packaging size

Length

435 mm

Height

340 mm

Depth

385 mm

CONSUMPTION AND CONNECTION FEATURES

Maximum consumption

30 W

Voltage

220-240V

Frequency

50-60Hz

Plug type

Shuko

MOTOR TECHNICAL SHEET

Maximum capacity

830 m³/h

I.E.C. 61591

Maximum noise level

68 dB(A)re1pW

I.E.C.60704-2-13

Maximum pressure (Pa)

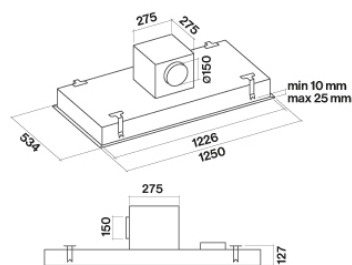
580 Pa

Max. motor power

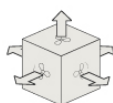
270 W

ENERGY CLASS

B



Hood and motor dimensions



Under-roof motor/onboard motor outlets heading charts

SKEMA

Version

Remote under-roof motor 950
m³/h

Collection

Design+

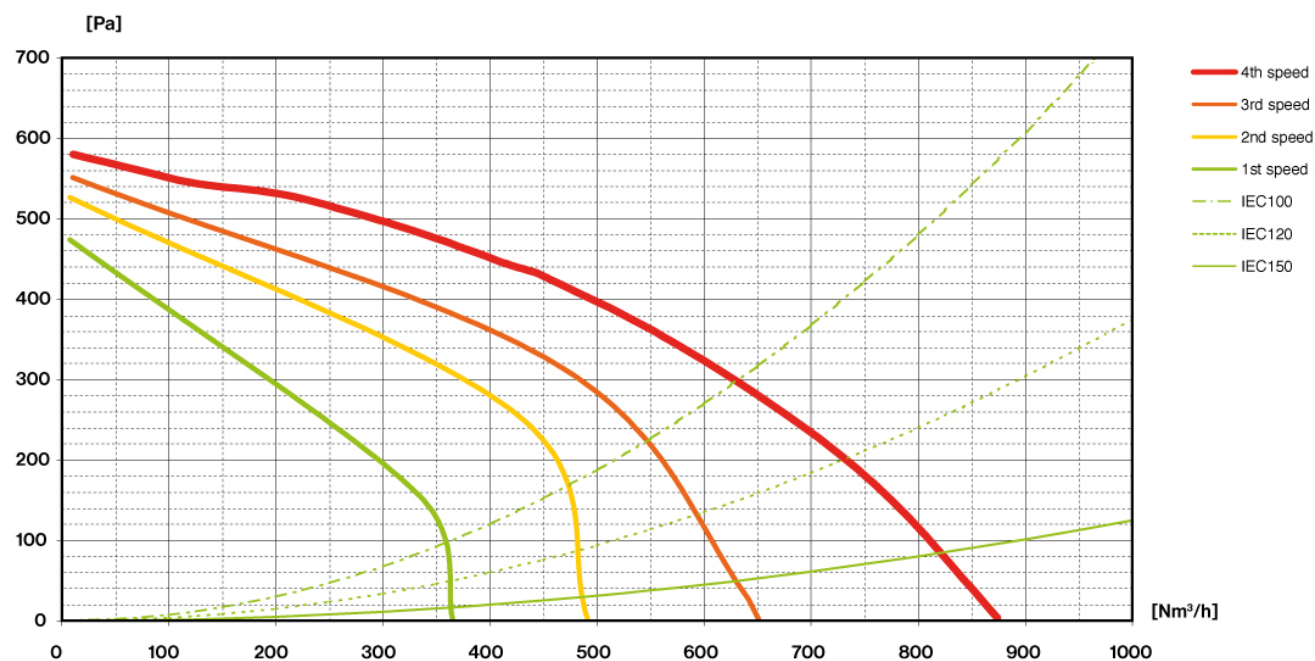
EAN code

8034122360966

MOTOR TECHNICAL SHEET

Motor speed	1	2	3	4
Noise level dB(A) _{re1pW-I.E.C.60704-2-13}	50	57	64	68
Capacity (m ³ /h) I.E.C.61591	360	480	630	830
Maximum pressure (Pa)	480	520	560	580
Motor Power (W)	190	220	250	270
Air outlet	150	150	150	150

CAPACITY / PRESSURE



SKEMA

Version

Remote under-roof motor 950 m³/h

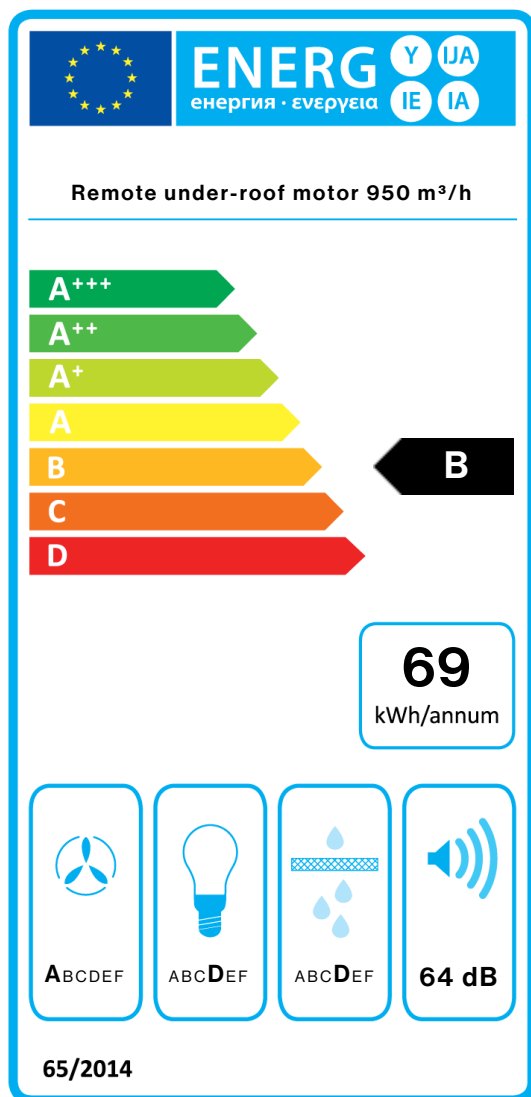
Collection

Design+

EAN code

8034122360966

ENERGY LABEL



PF		
S	Falmec Spa	
M	Remote under-roof motor 950 m ³ /h	
AEC	69,0	kWh/a
EEC	B	
FDE	29,5	
FDEC	A	
LE	22,9	
LEC	D	
GFE	65,1	
GFEC	D	
Qmin	360,0	m ³ /h
Qmax	630,0	m ³ /h
Qboost	830,0	m ³ /h
SPEmin	50	dBa
SPEmax	64	dBa
SPEboost	58	dBa
PO	-	W
PS	0,48	W
PI		
F	0.9	
EEL	56,7	
Qbep	441,0	m ³ /h
Pbep	434	Pa
Qboost	830,0	m ³ /h
Wbep	180,0	W
WL	13,50	W
Emiddle	309	lex
Lwa-SPEmax	64	dBa

PF_Product fiche according to 65/2014 S_Supplier name / M_Model identification / AEC_Annual Energy Consumption (AEC hood) / EEC_Energy Efficiency class / FDE_Fluid Dynamic Efficiency (FDE hood) / FDEC_Fluid Dynamic Efficiency class / LE_Lighting Efficiency (LE hood) / LEC_Lighting Efficiency class / GFE_Grease Filtering Efficiency / GFEC_Grease Filtering Efficiency class / Qmin_Air flow (in m³/h) at min speed in normal use / Qmax_Air flow (in m³/h) at max speed in normal use / Qboost_Air flow (in m³/h) at intensive or boost setting (max air-flow) / SPEmin_Airborne acoustical A-weighted sound power emissions at min speed in normal use / SPEmax_Airborne acoustical A-weighted sound power emissions at max speed in normal use / SPEboost_Airborne acoustical A-weighted sound power emissions (in dB) at intensive or boost setting / PO_Power consumption in off mode (Po) / Ps_Power consumption in stand by mode (Ps). **PI_Additional information according to 66/2014** F_Time increase factor / EEL_Energy Efficiency Index / Qbep_Measured air flow rate at best efficiency point / Pbep_Measured air pressure at best efficiency point / Qboost_Maximum air flow / Wbep_Measured electric power input at best efficiency point / WL_Nominal power of the lighting system / Emiddle_Average illumination of the lighting system on the cooking surface / Lwa=SPEmax_Sound pressure level at the highest speed.