

## QUASAR

### Version

Wall 80 cm - Black - 800 m<sup>3</sup>/h

### Collection

Design

### EAN code

8034122354002



The photograph is purely for information  
It may not correspond to the selected version.

## FEATURES

Perimeter suction  
Touch control + 24 h function  
Metallic grease filter,  
removable and washable  
Charcoal filter included  
Possible to duct wall mounted  
from rear  
Optional Chimney  
Dynamic LED Light (2700K -  
5600K)

## OPTIONAL ACCESSORIES

**KACL.770#41F**  
Remote under-roof 1100 m<sup>3</sup>/h  
Brushless

**KACL.786#41F**  
Outdoor extractor fan 1000  
m<sup>3</sup>/h

**KACL.796#4AF**  
Outdoor extractor fan 1500 m<sup>3</sup>/h

**KACL.797#4AF**  
Remote under-roof motor 1300  
m<sup>3</sup>/h

**KACL.798#41F**  
Remote under-roof motor 950  
m<sup>3</sup>/h

**KACL.815**  
Protective cleaning cloths for  
stainless steel (box 10 pcs)

**KACL.941**  
External filter unit for sloped  
hoods

**KCQAN.00#I**  
Chimney (Inox)

## TECHNICAL FEATURES

**Installation type**  
Wall

**Dimensions**  
80 cm

**Finishing**  
Black tempered glass finishing  
Scotch brite stainless steel

**Motor**  
800 m<sup>3</sup>/h

**Type of control**  
Touch control

**Speed settings**  
4

**Lighting**  
Led 3x1,2 W - 3200 K

**Filter**  
2 x Metallic filter "Base" -  
290x326 mm

**Charcoal filter**  
Round charcoal filter Ø170 mm -  
Type 6 (optional)

**Minimum distance**  
Gas hob: 57 cm  
Electric hob: 52 cm

## PACKAGING:WEIGHTS AND VOLUMES

**Gross weight**  
37 kg

**Net weight**  
31 kg

**Volumes**  
0.44 m<sup>3</sup>

**Packaging size**  
Length  
1035 mm  
Height  
590 mm  
Depth  
740 mm

## CONSUMPTION AND CONNECTION FEATURES

**Maximum consumption**  
280 W

**Voltage**  
220-240V

**Frequency**  
50-60Hz

**Plug type**  
Shuko

## MOTOR TECHNICAL SHEET

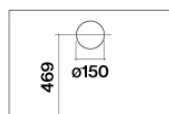
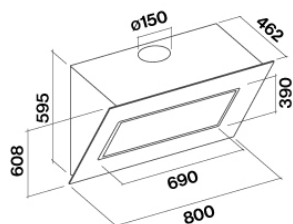
**Maximum capacity**  
750 m<sup>3</sup>/h  
I.E.C. 61591

**Maximum noise level**  
66 dB(A)re1pW  
I.E.C.60704-2-13

**Maximum pressure (Pa)**  
510 Pa

**Max. motor power**  
224 W

**ENERGY CLASS**  
A



## QUASAR

### Version

Wall 80 cm - Black - 800 m<sup>3</sup>/h

### Collection

Design

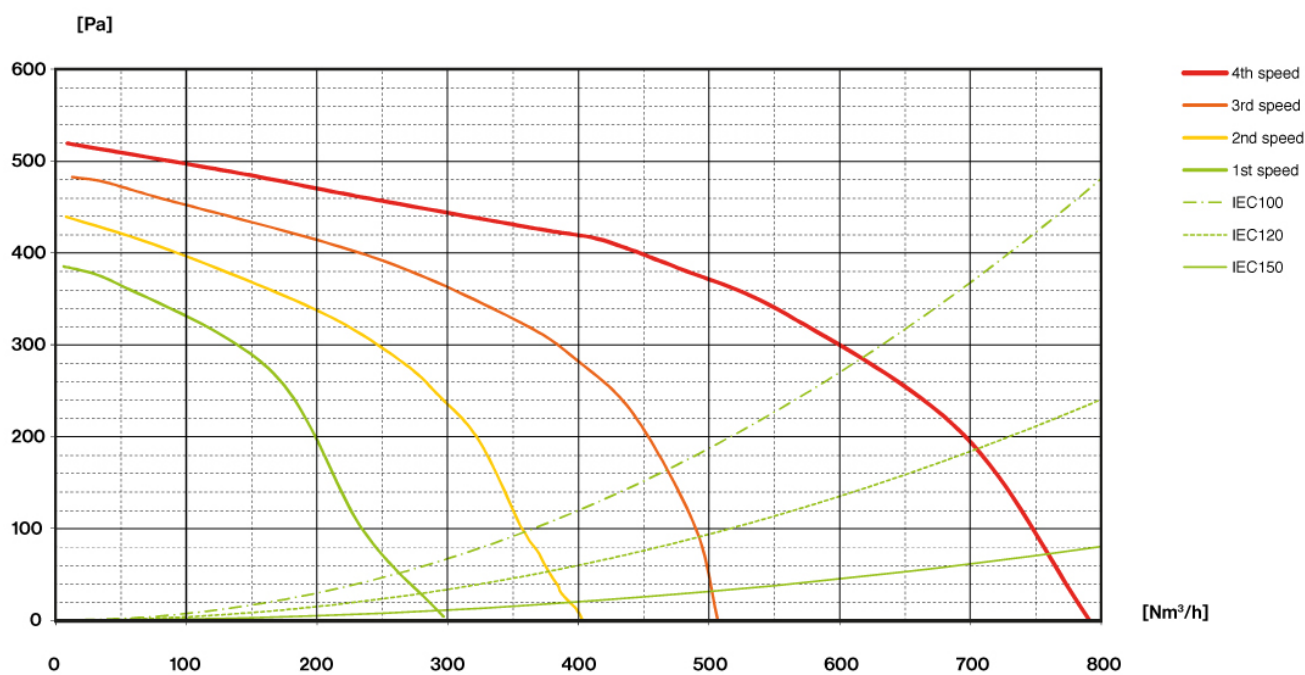
### EAN code

8034122354002

## MOTOR TECHNICAL SHEET

Motor speed	1	2	3	4
Noise level dB(A) <sub>re1pW-I.E.C.60704-2-13</sub>	46	53	58	66
Capacity (m <sup>3</sup> /h) I.E.C.61591	295	390	500	750
Maximum pressure (Pa)	390	440	490	510
Motor Power (W)	130	150	178	224
Air outlet	150	150	150	150

## CAPACITY / PRESSURE



## QUASAR

### Version

Wall 80 cm - Black - 800 m<sup>3</sup>/h

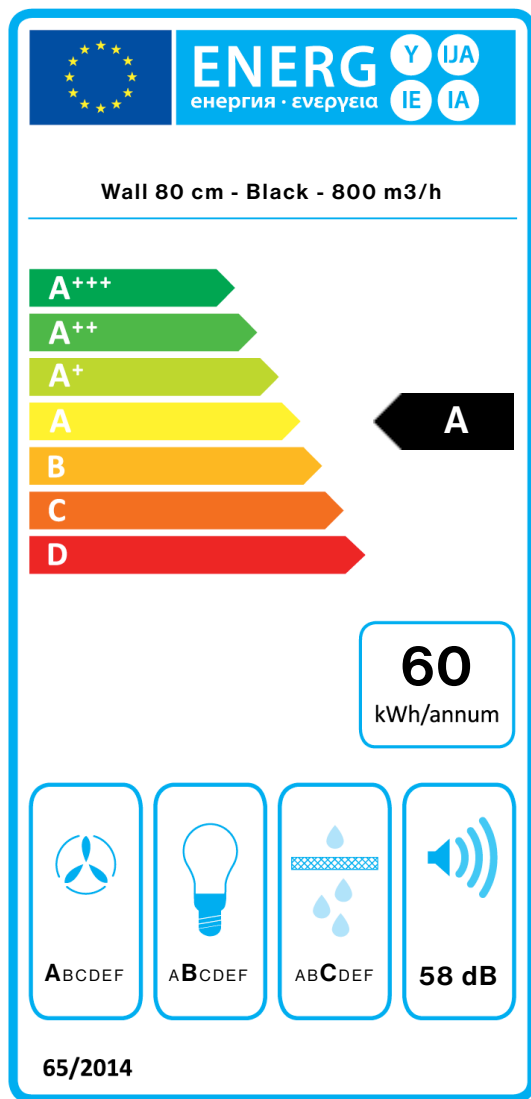
### Collection

Design

### EAN code

8034122354002

## ENERGY LABEL



PF		
S	Falmec Spa	
M	Wall 80 cm - Black - 800 m <sup>3</sup> /h	
AEC	59,5	kWh/a
EEC	A	
FDE	29,4	
FDEC	A	
LE	20,7	
LEC	B	
GFE	76,0	
GFEC	C	
Qmin	295,0	m <sup>3</sup> /h
Qmax	500,0	m <sup>3</sup> /h
Qboost	750,0	m <sup>3</sup> /h
SPEmin	46	dBa
SPEmax	58	dBa
SPEboost	66	dBa
PO	-	W
PS	0,48	W
PI		
F	0.9	
EEl	54,2	
Qbep	430,0	m <sup>3</sup> /h
Pbep	404	Pa
Qboost	750,0	m <sup>3</sup> /h
Wbep	164,0	W
WL	6,50	W
Emiddle	134	lux
Lwa-SPEmax	58	dBa

**PF\_Product fiche according to 65/2014** S\_Supplier name / M\_Model identification / AEC\_Annual Energy Consumption (AEC hood) / EEC\_Energy Efficiency class / FDE\_Fluid Dynamic Efficiency (FDE hood) / FDEC\_Fluid Dynamic Efficiency class / LE\_Lighting Efficiency (LE hood) / LEC\_Lighting Efficiency class / GFE\_Grease Filtering Efficiency / GFEC\_Grease Filtering Efficiency class / Qmin\_Air flow (in m<sup>3</sup>/h) at min speed in normal use / Qmax\_Air flow (in m<sup>3</sup>/h) at max speed in normal use / Qboost\_Air flow (in m<sup>3</sup>/h) at intensive or boost setting (max air-flow) / SPEmin\_Airborne acoustical A-weighted sound power emissions at min speed in normal use / SPEmax\_Airborne acoustical A-weighted sound power emissions at max speed in normal use / SPEboost\_Airborne acoustical A-weighted sound power emissions (in dB) at intensive or boost setting / PO\_Power consumption in off mode (Po) / Ps\_Power consumption in stand by mode (Ps). **PI\_Additional information according to 66/2014** F\_Time increase factor / EEl\_Energy Efficiency Index / Qbep\_Measured air flow rate at best efficiency point / Pbep\_Measured air pressure at best efficiency point / Qboost\_Maximum air flow / Wbep\_Measured electric power input at best efficiency point / WL\_Nominal power of the lighting system / Emiddle\_Average illumination of the lighting system on the cooking surface / Lwa=SPEmax\_Sound pressure level at the highest speed.