

POLAR

Versiune

Perete 35 cm - 800 m³/h

Colectie

Design

Cod EAN

8034122332239



Fotografie cu caracter strict orientativ
Aceasta poate sa nu corespunda versiunii selectate

CARACTERISTICI

Inox AISI 304 Scotch Brite
Control electronic
Iluminare cu LED
Filtru de grasime Top, detasabil si lavabil
Filtru de carbon inclus

ACCESORII OPTIONALE

KACL.770#41F
Motor de acoperis 1100 m³/h
Brushless
KACL.786#41F
Motor de exterior 1000 m³/h
KACL.796#4AF
Motor de exterior 1500 m³/h
KACL.797#4AF
Motor de acoperis 1300 m³/h
KACL.798#41F
Motor de acoperis 950 m³/h
KACL.804
Sticla perete
KACL.815
Lavete pentru curatare inox
(cutie 10 buc)

CARACTERISTICI TEHNICE

Tip de instalare
De perete
Dimensiuni
35 cm
Finisaj
Inox Scotch Brite (AISI 304)
Motor
800 m³/h
Tipul panoului de control
Control electronic
Setari de viteza
4
Iluminare
LED 3x1,2 W - 3200 K
Filtru de Carbon
Filtru de carbon rotund Ø170 mm
- Tip 6 (optional)
Distanta minima
Plita cu gaz: 60 cm
Plita electrica: 52 cm

AMBALARE: GREUTATE SI VOLUM

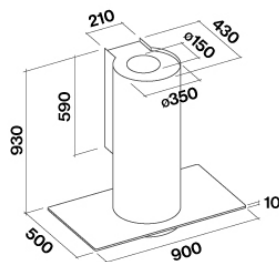
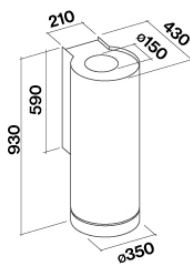
Greutate bruta
28 kg
Greutate neta
23 kg
Volum
0.3 m³
Dimensiuni ambalaj
Lungime
995 mm
Inaltime
500 mm
Adancime
595 mm

CARACTERISTICI CONSUM SI CONEXIUNE

Consum maxim
280 W
Curent
220-240V
Frecventa
50-60Hz
Tip stecher
Shuko

FISA TEHNICA MOTOR

Capacitate maxima
710 m³/h
I.E.C. 61591
Nivel de zgomot maxim
67 dB(A)re1pW
I.E.C.60704-2-13
Presiune maxima (Pa)
500 Pa
Putere maxima motor
215 W
CLASA DE ENERGIE
B



POLAR

Versiune

Perete 35 cm - 800 m³/h

Colectie

Design

Cod EAN

8034122332239

FISA TEHNICA MOTOR

Viteza motorului	1	2	3	4
Nivel de zgomot dB(A)re1pW-I.E.C.60704-2-13	48	54	61	67
Capacitate (m ³ /h) I.E.C.61591	290	380	490	710
Presiune maxima (Pa)	400	450	480	500
Putere motor (W)	134	156	180	215
Evacuare aer	150	150	150	150

CAPACITATE/ PRESIUNE



POLAR

Versiune

Perete 35 cm - 800 m³/h

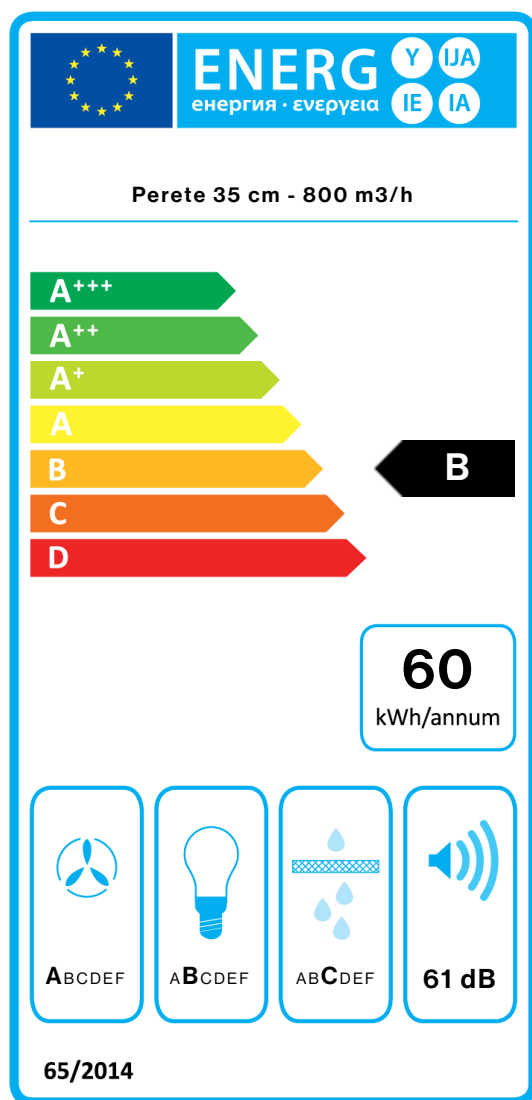
Colectie

Design

Cod EAN

8034122332239

ETICHETA DE ENERGIE



PF		
S	Falmec Spa	
M	Perete 35 cm - 800 m ³ /h	
AEC	59,9	kWh/a
EEC	B	
FDE	28,1	
FDEC	A	
LE	25,4	
LEC	B	
GFE	76,0	
GFEC	C	
Qmin	290,0	m ³ /h
Qmax	490,0	m ³ /h
Qboost	710,0	m ³ /h
SPEmin	48	dBa
SPEmax	61	dBa
SPEboost	67	dBa
PO	-	W
PS	0,48	W
PI		
F	1	
EEl	58,8	
Qbep	371,0	m ³ /h
Pbep	412	Pa
Qboost	710,0	m ³ /h
Wbep	151,0	W
WL	6,50	W
Emiddle	165	lex
Lwa-SPEmax	61	dBa