

## PLANE NRS

### Version

Island 120 cm - 800 m<sup>3</sup>/h

### Collection

Silence - NRS

### EAN code

8034122348384



*The photograph is purely for information  
It may not correspond to the selected version.*

## FEATURES

**Scotch brite stainless steel (AISI 304)**  
**NRS technology for a quieter kitchen**  
**Electronic control**  
**LED lighting**  
**Air Falmec filter for balanced suction**  
**Combined Carbon.Zeo filter, regenerable**

Availability Carbon.Zeo filter  
 KACL.961 for hoods produced from 12/01/2020

## OPTIONAL ACCESSORIES

### KACL.400

Silent / Conveyer NRS

### KACL.572#I

Extension H1200 - Island

### KACL.815

Protective cleaning cloths for stainless steel (box 10 pcs)

### KACL.921

High Performance Filter

### KACL.961

Charcoal and Zeolite filter

## TECHNICAL FEATURES

### Installation type

Island

### Dimensions

120 cm

### Finishing

Scotch brite stainless steel (AISI 304)

### Motor

800 m<sup>3</sup>/h

### Type of control

Electronic control

### Speed settings

4

### Lighting

Led 4x1,2 W - 3200 K

### Filter

4 x Metallic filter "Air Falmec" -

Island 285x301 mm

### Charcoal filter

Charcoal and Zeolite filter (optional)

### Minimum distance

Gas hob: 63 cm

Electric hob: 52 cm

## PACKAGING:WEIGHTS AND VOLUMES

### Gross weight

51 kg

### Net weight

44 kg

### Volumes

0.67 m<sup>3</sup>

### Packaging size

Length

1330 mm

Height

695 mm

Depth

725 mm

## CONSUMPTION AND CONNECTION FEATURES

### Maximum consumption

280 W

### Voltage

220-240V

### Frequency

50-60Hz

### Plug type

Shuko

## MOTOR TECHNICAL SHEET

### Maximum capacity

610 m<sup>3</sup>/h

I.E.C. 61591

### Maximum noise level

55 dB(A)re1pW

I.E.C.60704-2-13

### Maximum pressure (Pa)

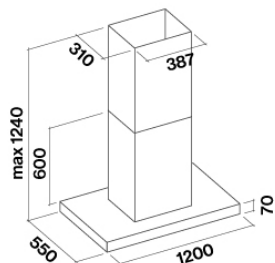
582 Pa

### Max. motor power

224 W

## ENERGY CLASS

B



## PLANE NRS

### Version

Island 120 cm - 800 m3/h

### Collection

Silence - NRS

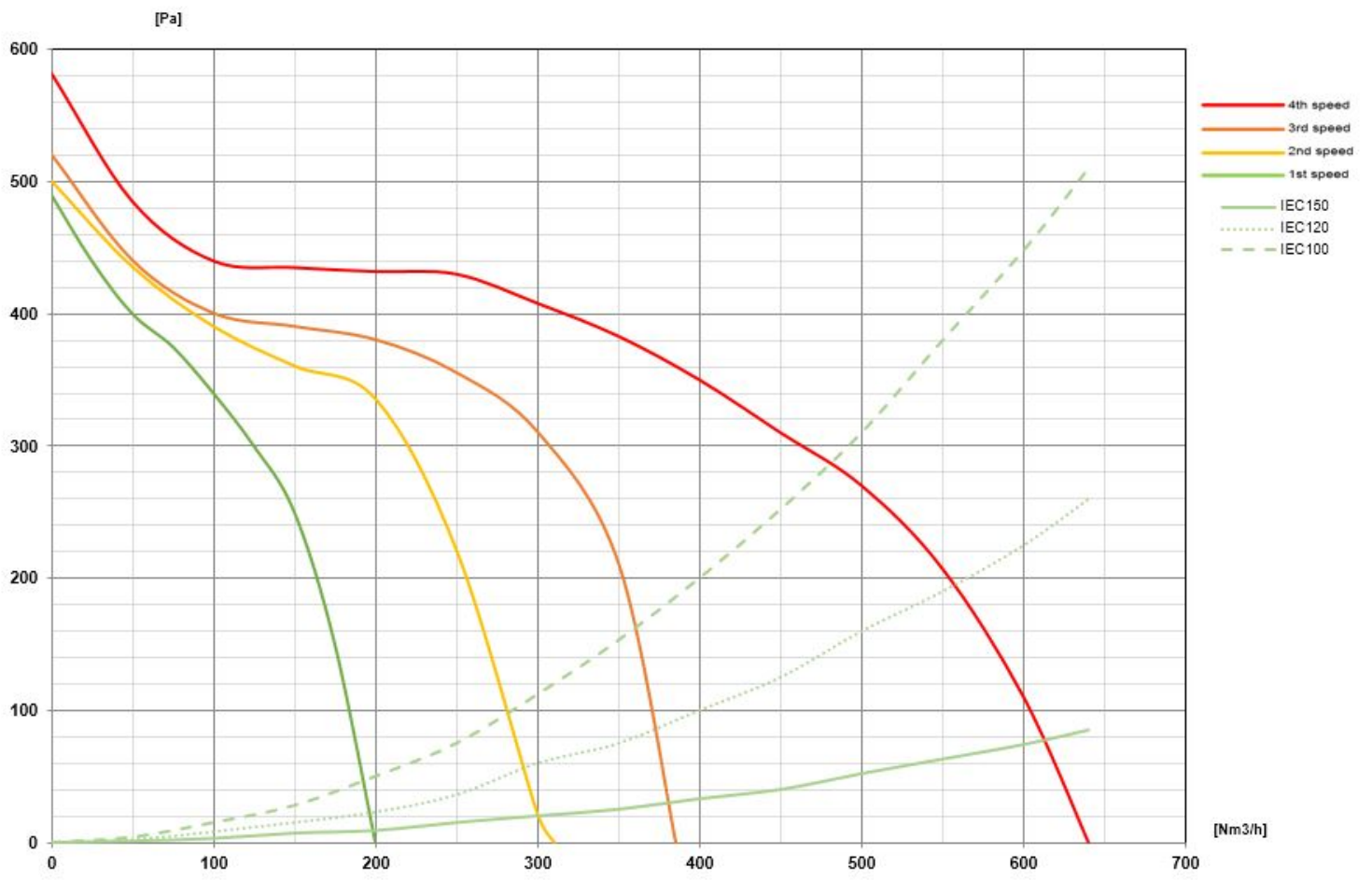
### EAN code

8034122348384

## MOTOR TECHNICAL SHEET

Motor speed	1	2	3	4
Noise level dB(A)re1pW-I.E.C.60704-2-13	37	41	46	55
Capacity (m3/h) I.E.C.61591	190	300	380	610
Maximum pressure (Pa)	490	500	520	582
Motor Power (W)	130	150	178	224
Air outlet	150	150	150	150

# CAPACITY / PRESSURE



## PLANE NRS

### Version

Island 120 cm - 800 m3/h


### Collection

Silence - NRS

### EAN code

8034122348384

## ENERGY LABEL



PF		
S	Falmec Spa	
M	Island 120 cm - 800 m3/h	
AEC	54,1	kWh/a
EEC	B	
FDE	28,9	
FDEC	A	
LE	28,4	
LEC	A	
GFE	80,0	
GFEC	C	
Qmin	220,0	m <sup>3</sup> /h
Qmax	375,0	m <sup>3</sup> /h
Qboost	610,0	m <sup>3</sup> /h
SPEmin	37	dBa
SPEmax	46	dBa
SPEboost	55	dBa
PO	-	W
PS	0,48	W
PI		
F	1	
EEL	58,7	
Qbep	369,0	m <sup>3</sup> /h
Pbep	369	Pa
Qboost	610,0	m <sup>3</sup> /h
Wbep	131,0	W
WL	8,60	W
Emiddle	245	lex
Lwa-SPEmax	46	dBa

**PF\_Product fiche according to 65/2014** S\_Supplier name / M\_Model identification / AEC\_Annual Energy Consumption (AEC hood) / EEC\_Energy Efficiency class / FDE\_Fluid Dynamic Efficiency (FDE hood) / FDEC\_Fluid Dynamic Efficiency class / LE\_Lighting Efficiency (LE hood) / LEC\_Lighting Efficiency class / GFE\_Grease Filtering Efficiency / GFEC\_Grease Filtering Efficiency class / Qmin\_Air flow (in m<sup>3</sup>/h) at min speed in normal use / Qmax\_Air flow (in m<sup>3</sup>/h) at max speed in normal use / Qboost\_Air flow (in m<sup>3</sup>/h) at intensive or boost setting (max air-flow) / SPEmin\_Airborne acoustical A-weighted sound power emissions at min speed in normal use / SPEmax\_Airborne acoustical A-weighted sound power emissions at max speed in normal use / SPEboost\_Airborne acoustical A-weighted sound power emissions (in dB) at intensive or boost setting / PO\_Power consumption in off mode (Po) / Ps\_Power consumption in stand by mode (Ps). **PI\_Additional information according to 66/2014** F\_Time increase factor / EEL\_Energy Efficiency Index / Qbep\_Measured air flow rate at best efficiency point / Pbep\_Measured air pressure at best efficiency point / Qboost\_Maximum air flow / Wbep\_Measured electric power input at best efficiency point / WL\_Nominal power of the lighting system / Emiddle\_Average illumination of the lighting system on the cooking surface / Lwa=SPEmax\_Sound pressure level at the highest speed.