

DOWN DRAFT

Version

FDNUVMTR600 - Motor 600
CFM for North America

Collection

Design+

EAN code

8034122359076



Photograph is for information purposes only
May not correspond to the selected version

FEATURES

Touch control + 24 h function
LED lighting
Top filter, removable and washable
Charcoal filter (optional)
Remote control (optional)
Motor sold separately

Recommended mounting
minimum distance from cooking
surface: 6cm (2 3/8");
Strip led 4000°K from 12.28.21

OPTIONAL ACCESSORIES

FDNUVMTR600

FDNUVMTR600 - Motor 600
CFM for North America

KACL.930

Carbon.Zeo filter unit under
base h100 mm (extracting
version)

KACL.931

Carbon.Zeo filter spare part
(vertical outlet)

KACL.955

Grid for air outlet (filter unit kit
under base Slim - h60mm)

105080053

Remote control

TECHNICAL FEATURES

Installation type

Worktop

Dimensions

36 / 90 cm

Finish

Scotch brite stainless steel (AISI
304)

Type of control

Touch control

Speed settings

4

Lighting

Strip led (4000K)

Ambient lighting

Strip LED

Metallic filter "Top" - 254x216
mm

Minimum distance

Gas hob: 3 in

Electric hob: 3 in

PACKAGING:WEIGHTS AND VOLUMES

DOWN DRAFT Gross weight

98 lbs

Net weight

82 lbs

Volumes

13 ft³

Packaging size

Length

43 in

Height

15 in

Depth

35 in

REMOTE MOTOR

FDNUVMTR600 - Motor 600
CFM for North America

Gross weight

23 lbs

Net weight

20 lbs

Volumes

3 ft³

Packaging size

Length

18 in

Height

14 in

Depth

16 in

CONSUMPTION AND CONNECTION FEATURES

Plug type

Hood comes standard with Nema
5-15P power cord

MOTOR TECHNICAL SHEET

Maximum capacity

480 m³/h

I.E.C. 61591

Maximum noise level

65 dB(A)re1pW

I.E.C.60704-2-13

Maximum pressure (Pa)

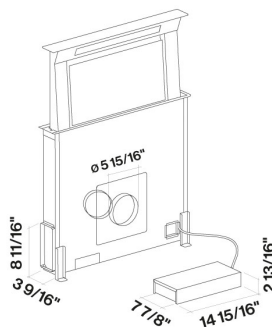
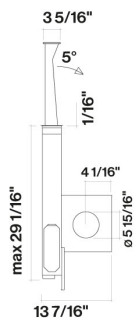
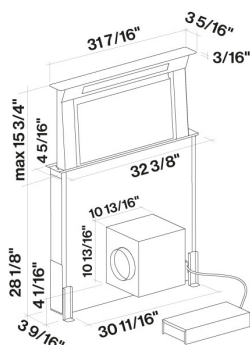
500 Pa

Max. motor power

180 W

ENERGY CLASS

0



DOWN DRAFT

Version

FDNUVMTR600 - Motor 600
CFM for North America

Collection

Design+

EAN code

8034122359076

MOTOR TECHNICAL SHEET

Motor Speed	1	2	3
Noise level dB(A)re1pW-I.E.C.60704-2-13	49	58	65
Capacity (m3/h) I.E.C.61591	220	320	480
Maximum pressure (Pa)	270	400	500
Motor Power (W)	100	130	180
Air outlet	120	120	120

CAPACITY / PRESSURE

