

MIRA TOP

Versiune

Perete (telescopic) 40 cm -
800 m³/h

Colectie

Fasteel

Cod EAN

8034122202518



Fotografie cu caracter strict orientativ
Aceasta poate sa nu corespunda versiunii selectate

CARACTERISTICI

Inox FASTEEL (anti-amprente)
Scotch Brite
Aspiratie perimetrala
Control electronic
Iluminare cu LED
Filtru de grasime metalic,
detasabil si lavabil
Filtru de carbon inclus

ACCESORII OPTIONALE

KACL.770#41F

Motor de acoperis 1100 m³/h
Brushless

KACL.786#41F

Motor de exterior 1000 m³/h

KACL.796#4AF

Motor de exterior 1500 m³/h

KACL.797#4AF

Motor de acoperis 1300 m³/h

KACL.798#41F

Motor de acoperis 950 m³/h

CARACTERISTICI TEHNICE

Tip de instalare

De perete

Dimensiuni

40 cm

Finisaj

Inox FASTEEL (anti-amprente)
Scotch brite

Motor

800 m³/h

Tipul panoului de control

Control electronic

Setari de viteza

4

Iluminare

LED 2x1,2 W - 3200 K

Filtru

Filtru metalic "Base" - 277x294
mm

Filtru de Carbon

Filtru de carbon rectangular -
Tip 3 (inclus)

Distanta minima

Plita cu gaz: 60 cm
Plita electrica: 52 cm

AMBALARE: GREUTATE SI VOLUM

Greutate bruta

23 kg

Greutate neta

19 kg

Volum

0.28 m³

Dimensiuni ambalaj

Lungime

995 mm

Inaltime

480 mm

Adancime

595 mm

CARACTERISTICI CONSUM SI CONEXIUNE

Consum maxim

280 W

Curent

220-240V

Frecventa

50-60Hz

Tip stecher

Shuko

FISA TEHNICA MOTOR

Capacitate maxima

590 m³/h

I.E.C. 61591

Nivel de zgomot maxim

64 dB(A)re1pW

I.E.C.60704-2-13

Presiune maxima (Pa)

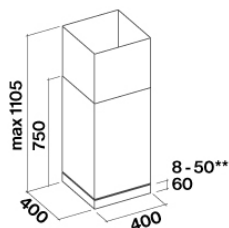
500 Pa

Putere maxima motor

203 W

CLASA DE ENERGIE

B



MIRA TOP

Versiune

Perete (telescopic) 40 cm -
800 m³/h

Colectie

Fasteel

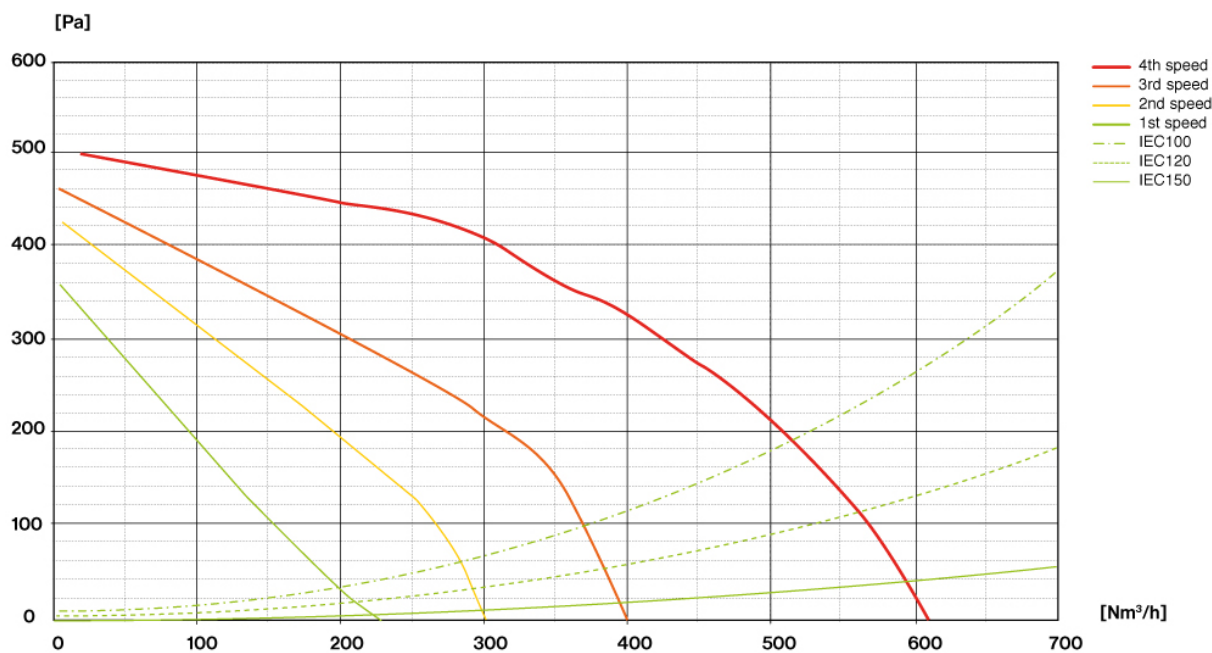
Cod EAN

8034122202518

FISA TEHNICA MOTOR

Viteza motorului	1	2	3	4
Nivel de zgomot dB(A) _{re1pW-I.E.C.60704-2-13}	45	50	55	64
Capacitate (m ³ /h) I.E.C.61591	230	300	380	590
Presiune maxima (Pa)	390	420	460	500
Putere motor (W)	134	156	180	203
Evacuare aer	150	150	150	150

CAPACITATE/ PRESIUNE



MIRA TOP

Versiune

Perete (telescopic) 40 cm -
800 m³/h

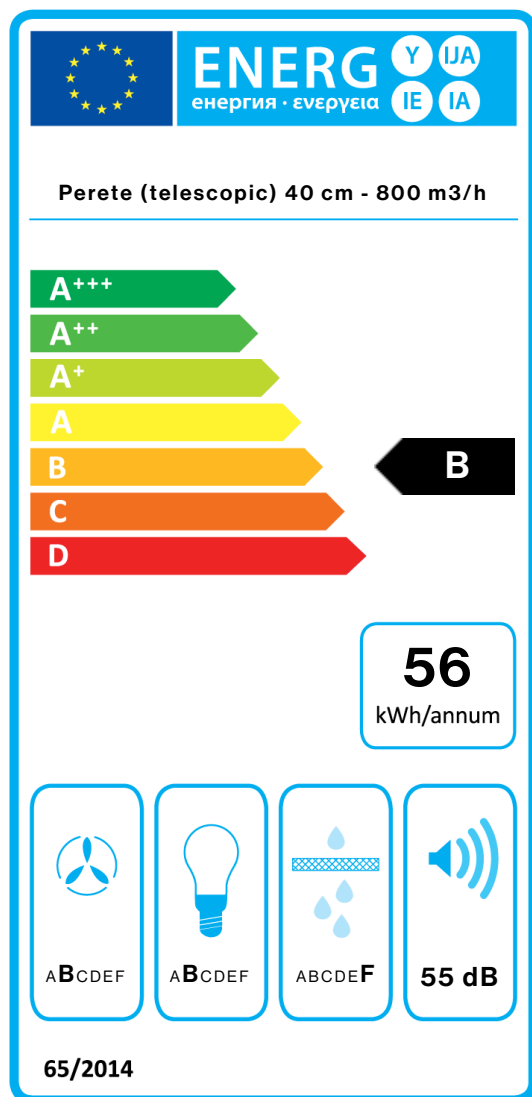
Colectie

Fasteel

Cod EAN

8034122202518

ETICHETA DE ENERGIE



PF		
S	Falmec Spa	
M	Perete (telescopic) 40 cm - 800 m ³ /h	
AEC	55,7	kWh/a
EEC	B	
FDE	25,6	
FDEC	B	
LE	20,5	
LEC	B	
GFE	53,0	
GFEC	F	
Qmin	230,0	m ³ /h
Qmax	380,0	m ³ /h
Qboost	590,0	m ³ /h
SPEmin	45	dBa
SPEmax	55	dBa
SPEboost	64	dBa
PO	-	W
PS	0,48	W
PI		
F	1,1	
EEl	62,4	
Qbep	287,0	m ³ /h
Pbep	415	Pa
Qboost	590,0	m ³ /h
Wbep	129,0	W
WL	5,30	W
Emiddle	109	lex
Lwa-SPEmax	55	dBa