

## MIRA TOP

### Versiune

Perete 40 cm - 800 m<sup>3</sup>/h

### Colectie

Fasteel

### Cod EAN

8034122202495



Fotografie cu caracter strict orientativ  
Aceasta poate sa nu corespunda versiunii selectate

### CARACTERISTICI

**Inox FASTEEL (anti-amprente)**  
**Scotch Brite**  
**Aspiratie perimetrala**  
**Control electronic**  
**Iluminare cu LED**  
**Filtru de grasime metalic, detasabil si lavabil**  
**Filtru de carbon inclus**

### ACCESORII OPTIONALE

#### KACL.770#41F

Motor de acoperis 1100 m<sup>3</sup>/h  
Brushless

#### KACL.786#41F

Motor de exterior 1000 m<sup>3</sup>/h

#### KACL.796#4AF

Motor de exterior 1500 m<sup>3</sup>/h

#### KACL.797#4AF

Motor de acoperis 1300 m<sup>3</sup>/h

#### KACL.798#41F

Motor de acoperis 950 m<sup>3</sup>/h

### CARACTERISTICI TEHNICE

#### Tip de instalare

De perete

#### Dimensiuni

40 cm

#### Finisaj

Inox FASTEEL (anti-amprente)  
Scotch brite

#### Motor

800 m<sup>3</sup>/h

#### Tipul panoului de control

Control electronic

#### Setari de viteza

4

#### Iluminare

LED 2x1,2 W - 3200 K

#### Filtru

Filtru metalic "Base" - 277x294 mm

#### Filtru de Carbon

Filtru de carbon rectangular -  
Tip 3 (optional)

#### Distanta minima

Plita cu gaz: 60 cm

Plita electrica: 52 cm

### AMBALARE: GREUTATE SI VOLUM

#### Greutate bruta

20 kg

#### Greutate neta

16 kg

#### Volum

0.28 m<sup>3</sup>

#### Dimensiuni ambalaj

Lungime

995 mm

Inaltime

480 mm

Adancime

595 mm

### CARACTERISTICI CONSUM SI CONEXIUNE

#### Consum maxim

280 W

#### Curent

220-240V

#### Frecventa

50-60Hz

#### Tip stecher

Shuko

### FISA TEHNICA MOTOR

#### Capacitate maxima

590 m<sup>3</sup>/h

I.E.C. 61591

#### Nivel de zgomot maxim

64 dB(A)re1pW

I.E.C.60704-2-13

#### Presiune maxima (Pa)

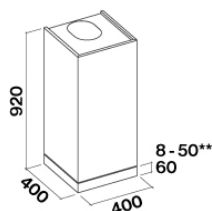
500 Pa

#### Putere maxima motor

203 W

### CLASA DE ENERGIE

B



## MIRA TOP

### Versiune

Perete 40 cm - 800 m<sup>3</sup>/h

### Colectie

Fasteel

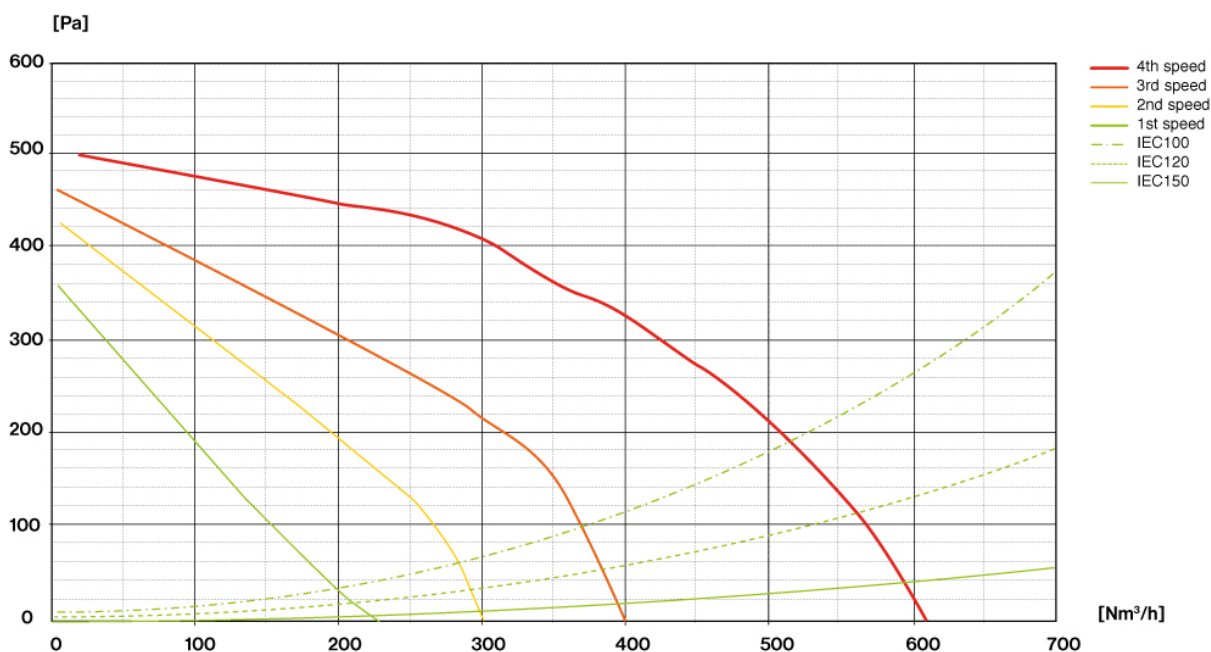
### Cod EAN

8034122202495

## FISA TEHNICA MOTOR

Viteza motorului	1	2	3	4
Nivel de zgomot dB(A)re1pW-I.E.C.60704-2-13	45	50	55	64
Capacitate (m <sup>3</sup> /h) I.E.C.61591	230	300	380	590
Presiune maxima (Pa)	390	420	460	500
Putere motor (W)	134	156	180	203
Evacuare aer	150	150	150	150

## CAPACITATE/ PRESIUNE



## MIRA TOP

### Versiune

Perete 40 cm - 800 m<sup>3</sup>/h

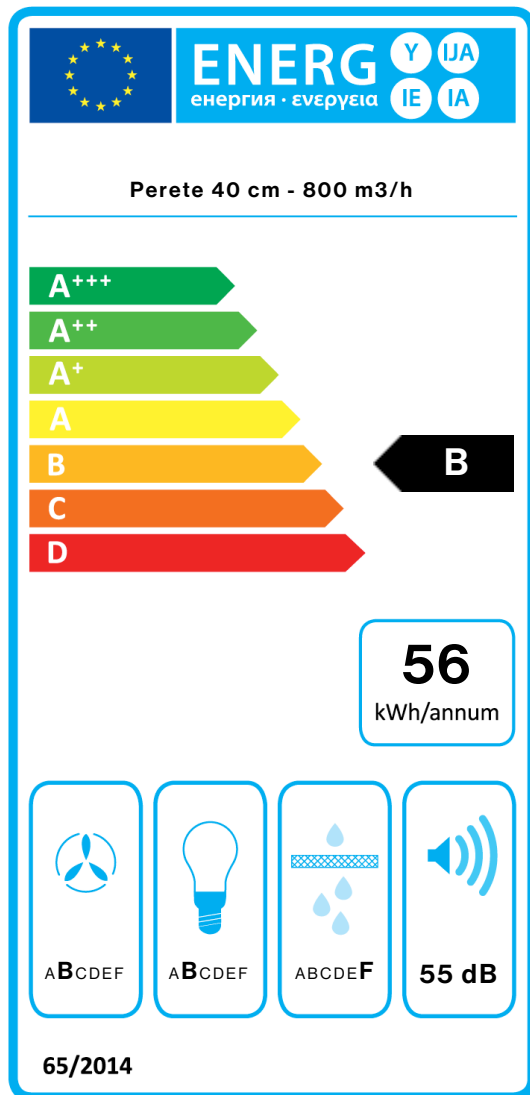
### Colectie

Fasteel

### Cod EAN

8034122202495

## ETICHETA DE ENERGIE



PF		
S	Falmec Spa	
M	Perete 40 cm - 800 m <sup>3</sup> /h	
AEC	55,7	kWh/a
EEC	B	
FDE	25,6	
FDEC	B	
LE	20,5	
LEC	B	
GFE	53,0	
GFEC	F	
Qmin	230,0	m <sup>3</sup> /h
Qmax	380,0	m <sup>3</sup> /h
Qboost	590,0	m <sup>3</sup> /h
SPEmin	45	dBa
SPEmax	55	dBa
SPEboost	64	dBa
PO	-	W
PS	0,48	W
PI		
F	1,1	
EEI	62,4	
Qbep	287,0	m <sup>3</sup> /h
Pbep	415	Pa
Qboost	590,0	m <sup>3</sup> /h
Wbep	129,0	W
WL	5,30	W
Emiddle	109	lex
Lwa-SPEmax	55	dBa